

Wine Industry

I N F O R M A T I O N

June 2008



In this issue

- DOMESTIC SALES p2
- PRICE RANGES p3
- EXPORTS p10
- PACKAGED WINE INFORMATION p12
- CERTIFICATION p20

2005, 2006 AND 2007 PRODUCER CELLAR GRAPE PRICES

Included with this month's publication is the "2005, 2006 and 2007 Producer Cellar Grape Prices".

The latest information with regards to producer cellar grape prices show that noble varieties, such as Cabernet Sauvignon, Merlot, Pinotage, Shiraz, Sauvignon Blanc and Chardonnay, experienced yet another drop in average prices in 2007. However, a recovery by Colombar has seen it's average price reach a peak at R1 270 per ton (+21.76%).

The 2005 prices are final, while the 2006 and 2007 prices are estimated. With regards to 2005, 2006 and 2007 respectively 52, 51 and 47 producer cellars out of a possible 59 participated.

Also in this issue - domestic sales of natural wine during April 2008 (page 2), information regarding the price ranges in which wine were sold in bulk for the period January to April 2008 (pages 3 to 9), exports of wine and flavoured grape liquor during May 2008 (page 10), exports of natural wine per country (page 11), domestic packaged wine information (pages 12 to 19) and the volume of wine certified during May 2008 (page 20).

SAWIS greetings until July
Robin

A PUBLICATION OF:

 **SAWIS**

SPONSORED BY:


B R E N N - O - K E M
RESPONSIBLE SERVICE PROVIDER AND
SUPPLIER TO THE SA WINE INDUSTRY

FOR ANY ENQUIRIES CONTACT:

Robin Thomas
Tel: (021) 807 5719
E-mail: robin@sawis.co.za
Web page: www.sawis.co.za

DOMESTIC SALES AND EXPORTS OF NATURAL WINE

DOMESTIC SALES OF NATURAL WINE

GROSS LITRE

| | 1 MONTH | | 3 MONTHS | | | | 6 MONTHS | | | | 12 MONTHS | | | | MARKET SHARE | | | |
|---------------------------------|-------------------|-------------------|-------------------|-------------------|---------------|----------|----------|--------------------|--------------------|---------------|-----------|-------|--------------------|--------------------|---------------|----------|-------|---------------|
| | APR 2007 | APR 2008 | FEB 2007 | APR 2007 | FEB 2008 | APR 2008 | TREND | NOV 2006 | APR 2007 | NOV 2007 | APR 2008 | TREND | MAY 2006 | APR 2007 | MAY 2007 | APR 2008 | TREND | |
| | | TREND | | | | | | | | | | | | | | | | |
| Wholesalers | 13 210 757 | 12 651 722 | 40 746 492 | 38 959 148 | 95.61 | | | 86 347 353 | 85 026 808 | 98.47 | | | 165 616 052 | 168 281 887 | 101.61 | | | 53.43 |
| Private Cellars | 2 839 963 | 3 324 327 | 8 320 306 | 9 402 128 | 113.00 | | | 17 415 348 | 20 355 847 | 116.88 | | | 33 443 230 | 39 335 667 | 117.62 | | | 12.49 |
| Producer Cellars | 7 740 838 | 8 508 485 | 23 384 875 | 24 549 503 | 104.98 | | | 49 295 666 | 51 015 970 | 103.49 | | | 98 538 533 | 107 362 454 | 108.95 | | | 34.09 |
| SUB TOTAL | 23 791 558 | 24 484 534 | 72 451 673 | 72 910 779 | 100.63 | | | 153 058 367 | 156 398 625 | 102.18 | | | 297 597 815 | 314 980 008 | 105.84 | | | 100.00 |
| Wine component of alc fruit bev | 0 | 0 | 0 | 0 | | | | 722 682 | 0 | 0.00 | | | 2 136 590 | 0 | 0.00 | | | 0.00 |
| TOTAL | 23 791 558 | 24 484 534 | 72 451 673 | 72 910 779 | 100.63 | | | 153 781 049 | 156 398 625 | 101.70 | | | 299 734 405 | 314 980 008 | 105.09 | | | 100.00 |

Included in these figures are the sales of locally bottled imported natural wine

EXPORT OF NATURAL WINE

GROSS LITRE

| | 1 MONTH | | 3 MONTHS | | | | 6 MONTHS | | | | 12 MONTHS | | | | MARKET SHARE | | | |
|--------------|-------------------|-------------------|-------------------|-------------------|---------------|----------|----------|--------------------|--------------------|---------------|-----------|-------|--------------------|--------------------|---------------|----------|-------|---------------|
| | APR 2007 | APR 2008 | FEB 2007 | APR 2007 | FEB 2008 | APR 2008 | TREND | NOV 2006 | APR 2007 | NOV 2007 | APR 2008 | TREND | MAY 2006 | APR 2007 | MAY 2007 | APR 2008 | TREND | |
| | | TREND | | | | | | | | | | | | | | | | |
| TOTAL | 20 725 864 | 34 574 656 | 63 630 805 | 92 744 130 | 145.75 | | | 129 575 050 | 172 307 293 | 132.98 | | | 274 677 128 | 345 183 340 | 125.67 | | | 100.00 |

DOMESTIC SALES AND EXPORT OF NATURAL WINE

GROSS LITRE

| | 1 MONTH | | 3 MONTHS | | | | 6 MONTHS | | | | 12 MONTHS | | | | MARKET SHARE | | | |
|--------------|-------------------|-------------------|--------------------|--------------------|---------------|----------|----------|--------------------|--------------------|---------------|-----------|-------|--------------------|--------------------|---------------|----------|-------|---------------|
| | APR 2007 | APR 2008 | FEB 2007 | APR 2007 | FEB 2008 | APR 2008 | TREND | NOV 2006 | APR 2007 | NOV 2007 | APR 2008 | TREND | MAY 2006 | APR 2007 | MAY 2007 | APR 2008 | TREND | |
| | | TREND | | | | | | | | | | | | | | | | |
| TOTAL | 44 517 422 | 59 059 190 | 136 082 478 | 165 654 909 | 121.73 | | | 283 356 099 | 328 705 918 | 116.00 | | | 574 411 533 | 660 163 348 | 114.93 | | | 100.00 |

SOURCE FOR EXPORT FIGURES: DEPARTMENT OF AGRICULTURE, DIRECTORATE FOOD SAFETY AND QUALITY ASSURANCE

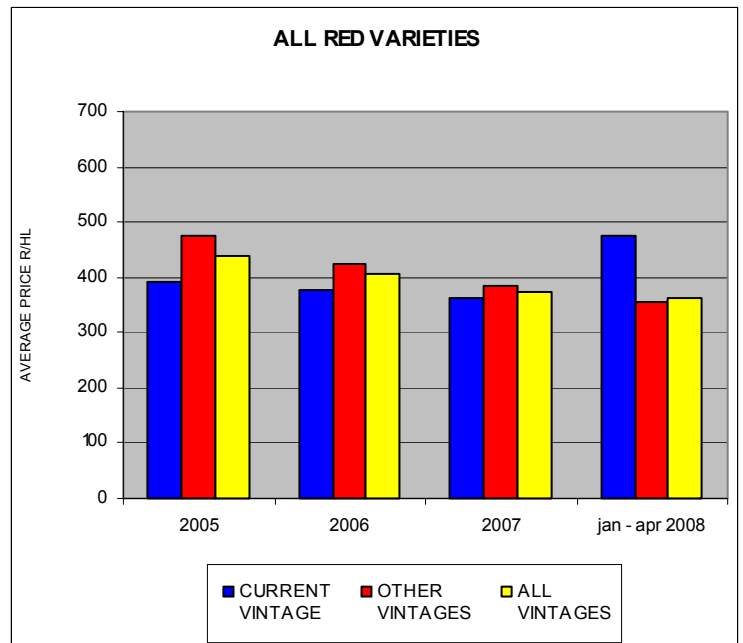
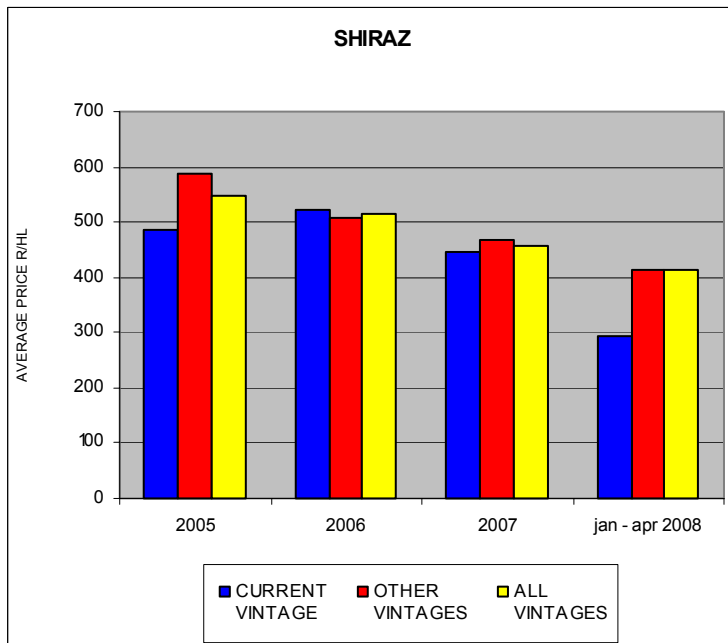
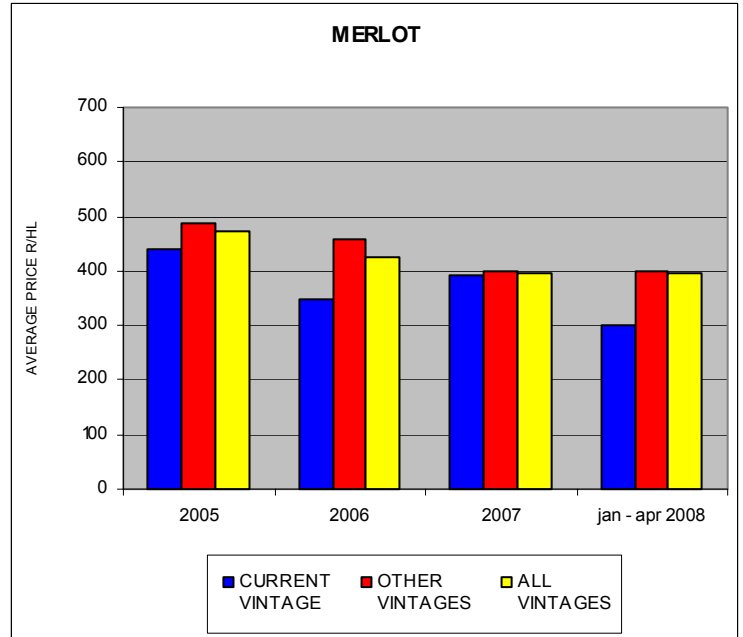
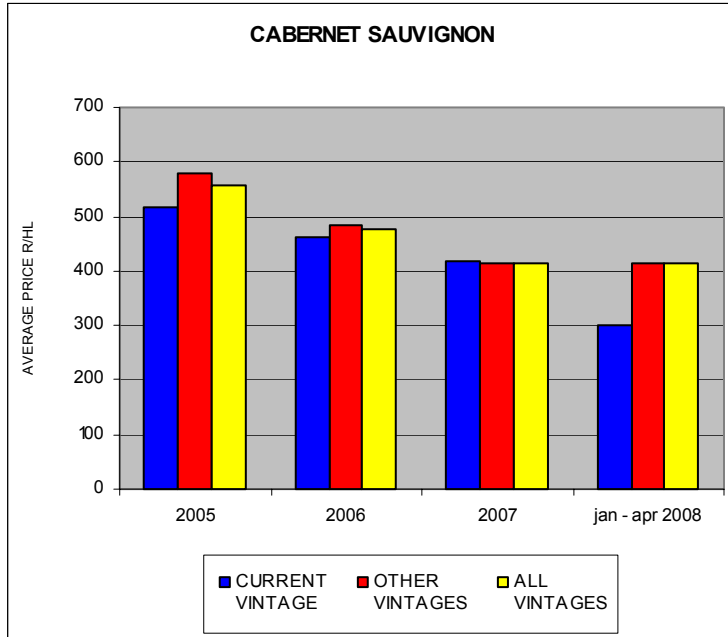
PRICE RANGES IN WHICH WINE WERE SOLD IN BULK FOR THE PERIOD JANUARY - APRIL 2008

| TYPE | PRICE RANGE R / H/L OF C / L | ORANGE RIVER LITRES | OLIFANTS RIVER LITRES | MALMESBURY LITRES | LITTLE KAROO LITRES | BAARL LITRES | ROBERTSON LITRES | STELLENBOSCH LITRES | WORCESTER LITRES | INDUSTRY 2008 LITRES | INDUSTRY % % | INDUSTRY % 2007 | INDUSTRY % 2006 |
|-----------------------|---------------------------------|------------------------|--------------------------|----------------------|------------------------|------------------|---------------------|------------------------|---------------------|-------------------------|-----------------|--------------------|--------------------|
| Cabernet Sauvignon | < 100 | | | | | | | | | | | | 0.0 |
| | 150 - < 200 | | | | | 91 240 | | 46 780 | | 46 780 | 0.9 | 0.1 | 0.2 |
| | 200 - < 250 | | | | | 33 317 | | | | 91 240 | 0.5 | 0.1 | 0.1 |
| | 250 - < 300 | | | | | 199 654 | | | | 355 957 | 1.7 | 0.6 | 0.8 |
| | 300 - < 350 | | 487 040 | 17760 | 40 740 | 197 721 | 187 036 | 34 680 | 304 880 | 1 378 050 | 6.7 | 2.0 | 2.0 |
| | 350 - < 400 | | | 46.8 | 100.0 | 14.7 | 131 310 | 49.7 | 252 320 | 858 151 | 25.9 | 38.4 | 38.4 |
| | 400 - < 450 | | | 24 020 | | 32 460 | 2.4 | 364 090 | 430 721 | 456 520 | 16.1 | 12.6 | 5.0 |
| | 450 - < 500 | | | 52 300 | | 199 200 | 14.8 | 3 324 | 127 967 | 851 291 | 16.0 | 7.1 | 5.5 |
| | 500 - < 550 | | | 106 676 | | 45 160 | 3.4 | 50 200 | 341 141 | 382 791 | 7.2 | 4.2 | 4.8 |
| | 550 - < 600 | | | | | 295 990 | 22.0 | 10 200 | 370 210 | 503 177 | 9.5 | 7.8 | 6.1 |
| | 600 - < 650 | | | | | 179 960 | 13.4 | 24 020 | 104 947 | 370 210 | 7.0 | 11.8 | 7.3 |
| | 650 - < 700 | | | | | 54 160 | 4.0 | 4 278 | 289 185 | 289 185 | 5.4 | 3.8 | 11.0 |
| | 700 - < 750 | | | | | | | 1.1 | 54 160 | 54 160 | 1.0 | 3.7 | 6.7 |
| | 750 - < 800 | | | | | | | | 51 850 | 56 930 | 1.1 | 0.0 | 2.5 |
| 800 - < 850 | | | | | | | | 32 606 | 42 606 | 0.8 | 0.3 | 3.5 | |
| 850 - < 900 | | | | | | | | 39 654 | 39 654 | 0.7 | 0.0 | 1.7 | |
| 900 - < 950 | | | | | | | | | | | 0.0 | 0.0 | 0.8 |
| 950 - < 1000 | | | | | | | | | | | 0.1 | 0.1 | 0.0 |
| > 1000 | | | | | | | | | | | 0.1 | 0.0 | 2.0 |
| TOTAL Z | | 487 040 | 321 48 | 377 336 | 407 740 | 1 343 942 | 376 148 | 781 427 | 1 913 549 | 5 320 182 | 100.0 | 100.0 | 100.0 |
| AVE PRICE | | | | 403.76 | 300.00 | 458.86 | 389.86 | 482.11 | 392.64 | 414.41 | 414.41 | 415.40 | 476.23 |
| Cabernet Franc | 100 - < 150 | | | | | | | | | | | | 0.0 |
| | 150 - < 200 | | | | | | | | | | | | 1.2 |
| | 200 - < 250 | | | | | | | | | | | | 0.0 |
| | 250 - < 300 | | | | | | | | | | | | 2.1 |
| | 300 - < 350 | | | | | | | | | | | | 1.1 |
| | 350 - < 400 | | | | | | | | | | | | 5.8 |
| | 400 - < 450 | | | | | | | | | | | | 5.0 |
| | 450 - < 500 | | | | | | | | | | | | 27.4 |
| | 500 - < 550 | | | | | | | | | | | | 22.1 |
| | 550 - < 600 | | | | | | | | | | | | 27.4 |
| | 600 - < 650 | | | | | | | | | | | | 12.5 |
| | 650 - < 700 | | | | | | | | | | | | 11.8 |
| | 700 - < 750 | | | | | | | | | | | | 26.1 |
| | 750 - < 800 | | | | | | | | | | | | 9.5 |
| 800 - < 850 | | | | | | | | | | | | 5.8 | |
| 850 - < 900 | | | | | | | | | | | | 7.2 | |
| 900 - < 950 | | | | | | | | | | | | 6.2 | |
| 950 - < 1000 | | | | | | | | | | | | 2.0 | |
| TOTAL Z | | | | | | 7 600 | 100.0 | 120 760 | 99 273 | 227 633 | 100.0 | 100.0 | 100.0 |
| AVE PRICE | | | | | | 350.00 | 436.41 | 436.41 | 277.08 | 364.04 | 364.04 | 436.73 | 408.12 |
| Ruby Cabernet | 100 - < 150 | | | | | | | | | | | | 3.1 |
| | 150 - < 200 | | | | | | | | | | | | 0.0 |
| | 200 - < 250 | | | | | | | | | | | | 1.7 |
| | 250 - < 300 | | | | | | | | | | | | 22.3 |
| | 300 - < 350 | | | | | | | | | | | | 1.1 |
| | 350 - < 400 | | | | | | | | | | | | 18.2 |
| | 400 - < 450 | | | | | | | | | | | | 23.8 |
| | 450 - < 500 | | | | | | | | | | | | 22.9 |
| | 500 - < 550 | | | | | | | | | | | | 18.0 |
| | 550 - < 600 | | | | | | | | | | | | 9.6 |
| | 600 - < 650 | | | | | | | | | | | | 6.6 |
| | 650 - < 700 | | | | | | | | | | | | 17.0 |
| | 700 - < 750 | | | | | | | | | | | | 11.6 |
| | 750 - < 800 | | | | | | | | | | | | 3.8 |
| 800 - < 850 | | | | | | | | | | | | 12.3 | |
| 850 - < 900 | | | | | | | | | | | | 0.9 | |
| 900 - < 950 | | | | | | | | | | | | 12.3 | |
| 950 - < 1000 | | | | | | | | | | | | 0.4 | |
| > 1000 | | | | | | | | | | | | 0.0 | |
| TOTAL Z | | 188 500 | 250.00 | 37 460 | 56 200 | 196 947 | 472 377 | 61 300 | 820 461 | 1 833 245 | 100.0 | 100.0 | 100.0 |
| AVE PRICE | | | | 340.00 | 292.85 | 322.87 | 372.00 | 400.00 | 327.54 | 332.12 | 332.12 | 302.83 | 393.36 |
| Juice Merlot | < 100 | | | | | | | | | | | | 0.1 |
| | 100 - < 150 | | | | | | | | | | | | 1.1 |
| | 150 - < 200 | | | | | | | | | | | | 4.0 |
| | 200 - < 250 | | | | | | | | | | | | 3.8 |
| | 250 - < 300 | | | | | | | | | | | | 0.0 |
| | 300 - < 350 | | | | | | | | | | | | 0.6 |
| | 350 - < 400 | | | | | | | | | | | | 5.6 |
| | 400 - < 450 | | | | | | | | | | | | 33.7 |
| | 450 - < 500 | | | | | | | | | | | | 14.5 |
| | 500 - < 550 | | | | | | | | | | | | 4.3 |
| | 550 - < 600 | | | | | | | | | | | | 5.8 |
| | 600 - < 650 | | | | | | | | | | | | 8.7 |
| | 650 - < 700 | | | | | | | | | | | | 14.9 |
| | 700 - < 750 | | | | | | | | | | | | 6.6 |
| 750 - < 800 | | | | | | | | | | | | 5.5 | |
| 800 - < 850 | | | | | | | | | | | | 7.0 | |
| 850 - < 900 | | | | | | | | | | | | 2.8 | |
| 900 - < 950 | | | | | | | | | | | | 5.3 | |
| 950 - < 1000 | | | | | | | | | | | | 4.0 | |
| > 1000 | | | | | | | | | | | | 0.0 | |
| TOTAL Z | | 230 605 | 309.35 | 184 905 | 210 895 | 966 402 | 359 062 | 580 629 | 1 808 660 | 4 341 156 | 100.0 | 100.0 | 100.0 |
| AVE PRICE | | | | 296.85 | 229.52 | 387.33 | 383.99 | 443.50 | 429.43 | 396.41 | 396.41 | 396.68 | 426.29 |

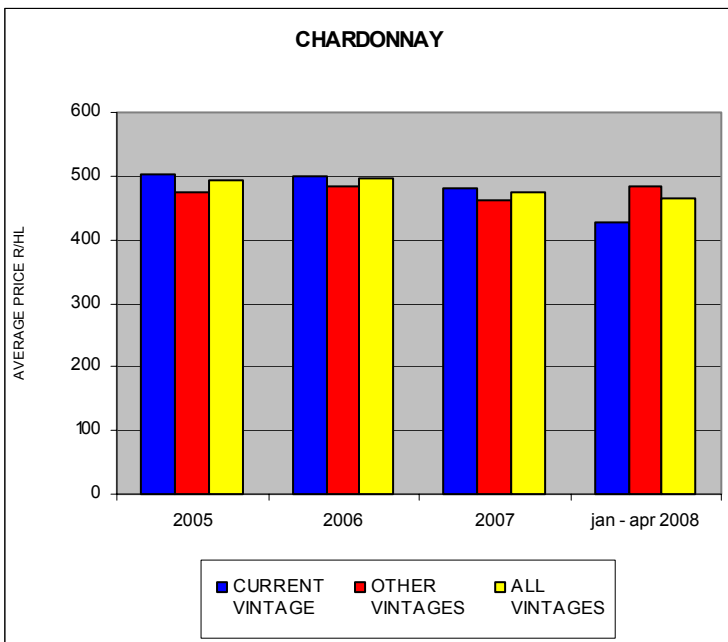
AVERAGE PRICES OF WINE SOLD IN BULK ACCORDING TO VINTAGE

| TYPE | PRICE RANGE R / HL OR C / l | 2005 | | | | | 2006 | | | | | 2007 | | | | | JAN - APR 2008 | | | | | INDUSTRY GROWTH | | |
|------------------------|-----------------------------|--------------|----------------|-------------|--------------|----------------|-------------|--------------|----------------|-------------|--------------|----------------|-------------|-------------|-------------|-------------|----------------|--|--|------|--|-----------------|----------------|--|
| | | 2005 VINTAGE | OTHER VINTAGES | TOTAL | 2006 VINTAGE | OTHER VINTAGES | TOTAL | 2007 VINTAGE | OTHER VINTAGES | TOTAL | 2008 VINTAGE | OTHER VINTAGES | TOTAL | 2005 - 2006 | 2006 - 2007 | 2007 - 2008 | | | | | | | | |
| | | | | | | | | | | | | | | | | | 2006 | | | 2007 | | | JAN - APR 2008 | |
| Cabernet Sauvignon | LITRES | 4 171 545 | 7 240 107 | 11 411 652 | 4 031 288 | 8 763 430 | 12 794 698 | 7 745 967 | 11 773 450 | 19 519 417 | 19 340 | 5 300 842 | 5 320 182 | 12.12 | 52.56 | -72.74 | | | | | | | | |
| | AVE PRICE R / HL OR C / l | 515.94 | 580.95 | 557.12 | 461.49 | 483.00 | 476.23 | 417.49 | 414.02 | 415.40 | 300.00 | 414.83 | 414.41 | -14.52 | -12.77 | -0.24 | | | | | | | | |
| Cabernet Franc | LITRES | 174 103 | 169 733 | 343 836 | 95 670 | 271 978 | 367 648 | 275 262 | 209 266 | 484 528 | | 227 633 | 227 633 | 6.93 | 31.79 | -53.02 | | | | | | | | |
| | AVE PRICE R / HL OR C / l | 426.05 | 342.73 | 384.92 | 369.71 | 421.64 | 408.12 | 456.03 | 411.36 | 436.73 | | 364.04 | 364.04 | 6.03 | 7.01 | -16.64 | | | | | | | | |
| Ruby Cabernet | LITRES | 2 938 759 | 4 717 838 | 7 656 597 | 1 601 831 | 4 987 484 | 6 589 315 | 2 065 812 | 3 814 518 | 5 880 330 | 51 706 | 1 781 539 | 1 833 245 | -13.94 | -10.76 | -66.82 | | | | | | | | |
| | AVE PRICE R / HL OR C / l | 364.86 | 440.47 | 411.45 | 319.77 | 417.00 | 393.36 | 281.65 | 314.30 | 302.83 | 300.00 | 333.05 | 332.12 | -4.40 | -23.01 | 9.67 | | | | | | | | |
| Merlot | LITRES | 4 061 067 | 7 440 764 | 11 501 831 | 3 501 475 | 5 395 154 | 8 896 629 | 4 775 152 | 7 574 527 | 12 349 679 | 73 980 | 4 267 178 | 4 341 158 | -22.65 | 38.81 | -64.85 | | | | | | | | |
| | AVE PRICE R / HL OR C / l | 440.36 | 488.24 | 471.33 | 349.77 | 456.47 | 426.29 | 392.80 | 399.13 | 396.68 | 300.00 | 398.08 | 396.41 | -9.56 | -6.95 | -0.07 | | | | | | | | |
| Shiraz | LITRES | 4 551 037 | 7 197 807 | 11 748 844 | 5 742 215 | 8 595 511 | 14 337 726 | 8 454 908 | 11 481 854 | 19 936 762 | 54 500 | 6 552 617 | 6 607 117 | 22.04 | 39.05 | -66.86 | | | | | | | | |
| | AVE PRICE R / HL OR C / l | 485.10 | 588.12 | 548.21 | 521.99 | 509.28 | 514.37 | 446.09 | 466.97 | 458.12 | 295.00 | 413.55 | 412.57 | -6.17 | -10.94 | -9.94 | | | | | | | | |
| Pinotage | LITRES | 7 314 746 | 9 333 874 | 16 648 620 | 6 137 551 | 8 638 914 | 14 776 465 | 5 254 275 | 7 608 814 | 12 861 089 | 94 725 | 3 843 095 | 3 937 780 | -11.25 | -12.96 | -69.38 | | | | | | | | |
| | AVE PRICE R / HL OR C / l | 411.37 | 469.09 | 443.73 | 378.24 | 403.28 | 392.88 | 391.10 | 400.54 | 396.68 | 781.87 | 378.19 | 387.90 | -11.46 | 0.97 | -2.21 | | | | | | | | |
| Pinot Noir | LITRES | 25 320 | 26 144 | 51 464 | 40 111 | 3 000 | 43 111 | 18 318 | 52 540 | 70 858 | | 5 400 | 5 400 | -16.23 | 64.36 | -92.38 | | | | | | | | |
| | AVE PRICE R / HL OR C / l | 605.27 | 697.57 | 652.16 | 425.72 | 350.00 | 420.45 | 674.63 | 672.62 | 673.14 | | 325.00 | 325.00 | -35.53 | 60.10 | -51.72 | | | | | | | | |
| Cinsaut | LITRES | 2 052 245 | 6 300 459 | 8 352 704 | 1 595 822 | 4 664 706 | 6 250 528 | 1 804 455 | 2 779 117 | 4 583 570 | 6 438 | 1 638 630 | 1 645 088 | -25.17 | -26.67 | -64.11 | | | | | | | | |
| | AVE PRICE R / HL OR C / l | 343.15 | 413.97 | 396.57 | 301.27 | 366.04 | 349.50 | 325.51 | 312.17 | 317.42 | 185.00 | 323.54 | 323.00 | -11.87 | -9.18 | 1.76 | | | | | | | | |
| Rosé and Blanc de Noir | LITRES | 9 631 834 | 2 520 080 | 12 151 884 | 11 706 756 | 2 172 220 | 13 878 976 | 13 812 799 | 4 101 376 | 17 714 175 | 1 852 547 | 3 837 796 | 5 690 343 | 14.21 | 27.63 | -67.88 | | | | | | | | |
| | AVE PRICE R / HL OR C / l | 307.26 | 297.97 | 305.31 | 304.57 | 305.27 | 304.68 | 293.09 | 310.52 | 297.13 | 338.12 | 287.93 | 304.27 | -0.21 | -2.48 | 2.40 | | | | | | | | |
| Other red and blends | LITRES | 11 802 024 | 21 889 359 | 33 671 383 | 9 691 510 | 21 036 945 | 30 728 455 | 14 568 097 | 27 390 994 | 41 979 091 | 342 150 | 15 277 934 | 15 620 084 | -8.74 | 36.61 | -62.79 | | | | | | | | |
| | AVE PRICE R / HL OR C / l | 371.20 | 442.92 | 417.72 | 372.81 | 393.17 | 386.66 | 343.85 | 352.84 | 349.64 | | 320.00 | 339.32 | -7.44 | -9.57 | -2.95 | | | | | | | | |
| Chardonnay | LITRES | 12 306 058 | 5 777 779 | 18 083 837 | 12 481 165 | 5 219 171 | 17 700 336 | 13 993 606 | 5 085 455 | 18 479 061 | 2 491 215 | 4 479 139 | 6 970 354 | -2.12 | 4.40 | -62.28 | | | | | | | | |
| | AVE PRICE R / HL OR C / l | 502.92 | 475.67 | 494.22 | 499.87 | 483.72 | 495.11 | 479.19 | 460.83 | 474.14 | 428.15 | 483.85 | 463.94 | 0.18 | -4.24 | -2.15 | | | | | | | | |
| Sauvignon Blanc | LITRES | 12 697 870 | 1 490 994 | 14 188 864 | 8 320 457 | 1 698 065 | 10 018 522 | 12 055 148 | 1 919 885 | 13 975 033 | 3 434 253 | 2 166 250 | 5 600 503 | -29.39 | 39.49 | -59.92 | | | | | | | | |
| | AVE PRICE R / HL OR C / l | 526.78 | 482.31 | 522.11 | 549.52 | 537.80 | 547.53 | 522.46 | 484.21 | 517.21 | 496.85 | 488.69 | 493.69 | 4.87 | -5.54 | -4.55 | | | | | | | | |
| Chenin Blanc | LITRES | 46 295 943 | 12 621 189 | 58 917 032 | 44 764 301 | 7 438 944 | 52 202 645 | 46 226 759 | 15 293 149 | 61 519 908 | 5 226 922 | 13 370 918 | 18 597 840 | -11.40 | 17.85 | -69.77 | | | | | | | | |
| | AVE PRICE R / HL OR C / l | 309.13 | 287.16 | 304.43 | 319.37 | 304.63 | 317.27 | 324.41 | 319.44 | 323.17 | 330.84 | 299.30 | 308.16 | 4.22 | 1.86 | -4.64 | | | | | | | | |
| Colombard | LITRES | 22 060 334 | 9 242 094 | 31 302 418 | 21 930 407 | 4 217 001 | 26 147 408 | 21 304 755 | 6 576 815 | 27 881 570 | 325 600 | 9 416 444 | 9 742 044 | -16.47 | 6.63 | -65.06 | | | | | | | | |
| | AVE PRICE R / HL OR C / l | 283.51 | 263.84 | 277.70 | 291.36 | 305.73 | 293.68 | 295.53 | 303.69 | 297.46 | 355.32 | 293.77 | 295.82 | 5.75 | 1.29 | -0.55 | | | | | | | | |
| Riesling | LITRES | 2 448 590 | 543 483 | 2 992 073 | 2 493 996 | 136 950 | 2 630 946 | 2 863 039 | 1 032 640 | 3 715 679 | 269 570 | 500 890 | 770 420 | -12.07 | 41.23 | -79.27 | | | | | | | | |
| | AVE PRICE R / HL OR C / l | 323.25 | 257.49 | 313.12 | 321.25 | 370.00 | 323.79 | 315.28 | 324.42 | 317.82 | 358.88 | 337.54 | 345.01 | 3.41 | -1.84 | 8.56 | | | | | | | | |
| Semillon | LITRES | 3 069 433 | 719 240 | 3 788 673 | 2 776 518 | 727 474 | 3 503 992 | 3 082 645 | 592 896 | 3 675 543 | 424 837 | 847 264 | 1 272 101 | -7.51 | 4.90 | -66.39 | | | | | | | | |
| | AVE PRICE R / HL OR C / l | 335.67 | 319.71 | 332.64 | 342.15 | 327.13 | 339.03 | 354.82 | 343.09 | 352.93 | 355.45 | 340.22 | 344.64 | 1.92 | 4.10 | -2.35 | | | | | | | | |
| Other white and blends | LITRES | 108 780 776 | 48 200 003 | 156 980 779 | 129 676 318 | 27 875 670 | 157 551 988 | 103 032 977 | 49 551 160 | 152 584 137 | 9 392 550 | 49 493 709 | 58 886 259 | 0.36 | -3.15 | -61.41 | | | | | | | | |
| | AVE PRICE R / HL OR C / l | 262.10 | 238.48 | 254.85 | 276.48 | 264.65 | 274.39 | 278.07 | 268.68 | 275.02 | 288.34 | 261.49 | 265.77 | 7.67 | 0.23 | -3.36 | | | | | | | | |
| Fortified | LITRES | 8 009 417 | 1 275 209 | 9 284 626 | 10 148 330 | 1 147 268 | 11 295 598 | 11 090 083 | 610 595 | 11 700 878 | 206 780 | 1 973 913 | 2 180 693 | 2.66 | 3.59 | -81.36 | | | | | | | | |
| | AVE PRICE R / HL OR C / l | 345.36 | 356.47 | 346.88 | 355.13 | 349.73 | 354.58 | 371.28 | 372.99 | 371.37 | 364.23 | 361.36 | 361.63 | 2.22 | 4.74 | -2.62 | | | | | | | | |
| All Varieties | LITRES | 282 391 001 | 146 686 106 | 409 077 107 | 276 735 701 | 112 979 285 | 389 714 986 | 271 464 055 | 157 447 053 | 428 911 108 | 24 287 111 | 124 981 111 | 149 248 224 | -4.73 | 10.06 | -65.20 | | | | | | | | |
| | AVE PRICE R / HL OR C / l | 323.59 | 364.74 | 338.35 | 323.18 | 375.74 | 338.42 | 331.40 | 340.86 | 334.87 | 363.48 | 315.01 | 322.89 | 0.02 | -1.05 | -3.58 | | | | | | | | |
| All red Varieties | LITRES | 46 709 860 | 66 788 604 | 113 498 464 | 44 127 869 | 64 519 342 | 108 647 211 | 58 459 222 | 76 451 962 | 134 911 184 | 4 443 680 | 42 644 524 | 45 088 204 | -4.27 | 24.17 | -66.58 | | | | | | | | |
| | AVE PRICE R / HL OR C / l | 393.01 | 473.70 | 440.49 | 378.96 | 424.53 | 406.02 | 362.82 | 383.43 | 374.41 | 473.42 | 357.16 | 363.46 | -7.83 | -7.79 | -2.92 | | | | | | | | |
| All white varieties | LITRES | 207 671 724 | 78 622 293 | 286 294 017 | 222 459 502 | 47 312 675 | 269 772 177 | 201 914 750 | 80 364 496 | 282 299 246 | 21 616 653 | 80 364 496 | 101 979 327 | -5.77 | 4.64 | -63.88 | | | | | | | | |
| | AVE PRICE R / HL OR C / l | 307.14 | 272.31 | 297.57 | 310.66 | 309.83 | 310.51 | 320.17 | 300.13 | 314.46 | 351.05 | 291.50 | 304.12 | 4.35 | 1.27 | -3.29 | | | | | | | | |

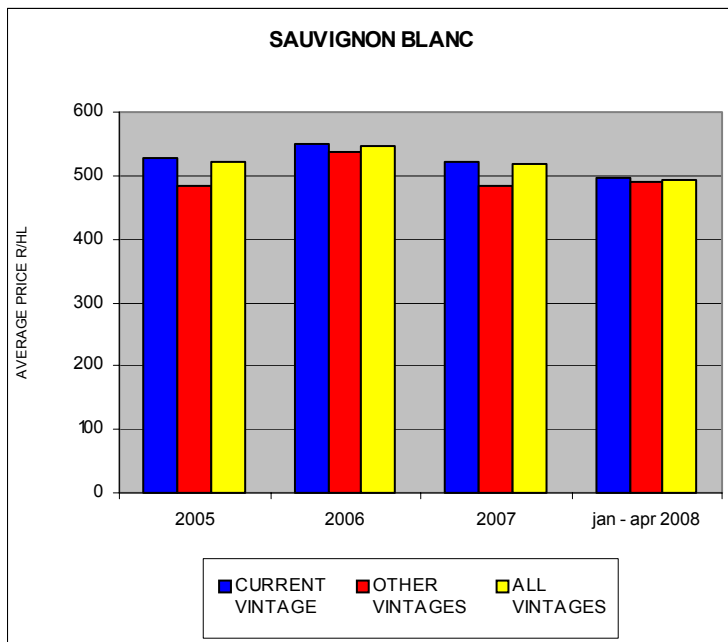
AVERAGE PRICES OF WINE SOLD IN BULK ACCORDING TO VINTAGE



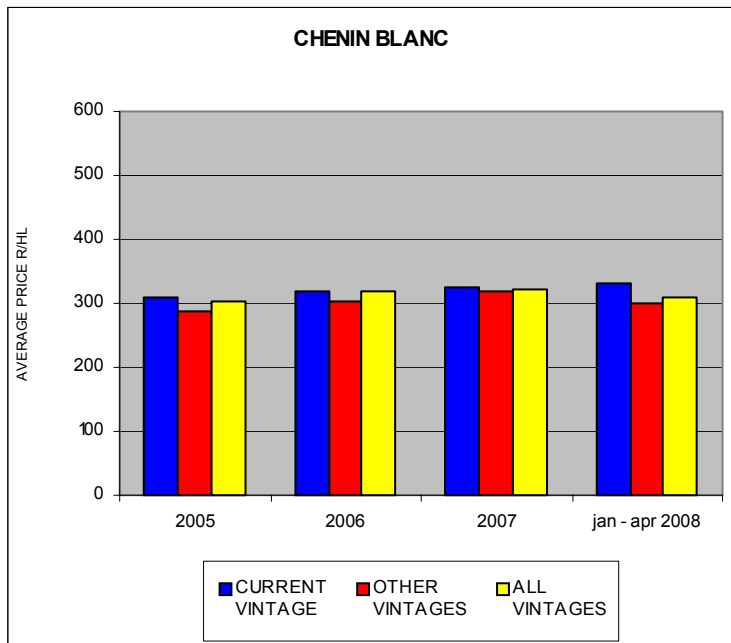
CHARDONNAY



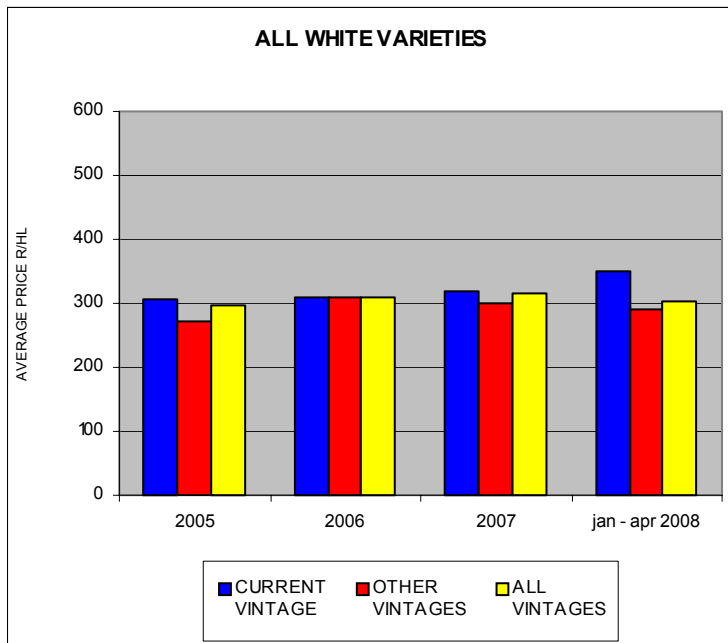
SAUVIGNON BLANC



CHENIN BLANC



ALL WHITE VARIETIES



RSA EXPORTS: WINE AND FLAVOURED GRAPE LIQUOR

| PRODUCT | | MAY | | | 6 MONTHS | | | 12 MONTHS | | | Litres |
|-------------------------------------|------------|-------------------|-------------------|---------------|----------------------|----------------------|---------------|----------------------|----------------------|---------------|--------|
| | | 2007 | 2008 | Trend | DEC '06 - MAY '07 | DEC '07 - MAY '08 | Trend | JUN '06 - MAY '07 | JUN '07 - MAY '08 | Trend | |
| | | | | | | | | | | | |
| Chardonnay | P | 1 399 998 | 1 238 739 | 88.48 | 7 416 434 | 7 522 660 | 101.43 | 14 947 902 | 16 918 350 | 113.18 | |
| | B | 442 780 | 420 550 | 94.98 | 1 835 708 | 5 358 510 | 291.90 | 4 290 770 | 7 764 480 | 180.96 | |
| Sauvignon Blanc | P | 1 215 451 | 1 377 672 | 113.35 | 5 868 939 | 6 359 474 | 108.36 | 12 733 942 | 14 035 124 | 110.22 | |
| | B | 287 462 | 238 350 | 82.92 | 1 043 719 | 2 106 349 | 201.81 | 2 514 119 | 3 913 061 | 155.64 | |
| Chenin Blanc | P | 2 008 523 | 1 406 334 | 70.02 | 7 606 602 | 8 052 369 | 105.86 | 15 709 040 | 17 045 668 | 108.51 | |
| | B | 2 274 428 | 2 575 082 | 113.22 | 10 235 453 | 9 339 341 | 91.25 | 20 826 420 | 21 459 774 | 103.04 | |
| Other White | P | 3 134 989 | 3 273 422 | 104.42 | 15 092 145 | 17 221 860 | 114.11 | 32 400 051 | 33 934 704 | 104.74 | |
| | B | 1 335 106 | 2 830 043 | 211.97 | 5 310 056 | 17 253 769 | 324.93 | 13 301 245 | 29 088 246 | 218.69 | |
| TOTALS WHITE WINE | P | 7 758 961 | 7 296 167 | 94.04 | 35 984 120 | 39 156 363 | 108.82 | 75 790 935 | 81 933 846 | 108.11 | |
| | B | 4 339 776 | 6 064 025 | 139.73 | 18 424 936 | 34 057 969 | 184.85 | 40 932 554 | 62 225 561 | 152.02 | |
| | P+B | 12 098 737 | 13 360 192 | 110.43 | 54 409 056 | 73 214 332 | 134.56 | 116 723 489 | 144 159 407 | 123.51 | |
| Cabernet Sauvignon | P | 1 085 319 | 1 169 640 | 107.77 | 6 325 542 | 6 310 087 | 99.76 | 12 636 682 | 13 428 426 | 106.27 | |
| | B | 489 445 | 385 420 | 78.75 | 2 412 271 | 2 521 414 | 104.52 | 4 162 161 | 5 927 789 | 142.42 | |
| Shiraz | P | 1 084 244 | 1 244 955 | 114.82 | 7 088 083 | 7 721 030 | 108.93 | 13 186 499 | 15 573 134 | 118.10 | |
| | B | 312 869 | 612 118 | 195.65 | 585 413 | 2 624 909 | 448.39 | 1 261 703 | 4 010 465 | 317.86 | |
| Pinotage | P | 784 650 | 825 431 | 105.20 | 4 613 620 | 4 484 136 | 97.19 | 8 628 530 | 8 526 421 | 98.82 | |
| | B | 931 758 | 585 724 | 62.86 | 3 993 260 | 2 952 528 | 73.94 | 7 531 118 | 8 057 873 | 106.99 | |
| Merlot | P | 504 386 | 669 516 | 132.74 | 3 192 238 | 3 952 542 | 123.82 | 7 199 582 | 7 717 408 | 107.19 | |
| | B | 168 650 | 462 380 | 274.17 | 1 089 643 | 1 861 524 | 170.84 | 1 506 006 | 3 153 184 | 209.37 | |
| Other Red | P | 4 887 038 | 4 678 206 | 95.73 | 27 755 192 | 29 340 415 | 105.71 | 55 414 898 | 60 715 125 | 109.56 | |
| | B | 4 556 560 | 2 960 797 | 64.98 | 17 396 793 | 27 433 625 | 157.69 | 33 112 195 | 53 137 242 | 160.48 | |
| TOTALS RED WINE | P | 8 345 637 | 8 587 748 | 102.90 | 48 974 675 | 51 808 210 | 105.79 | 97 066 191 | 105 960 514 | 109.16 | |
| | B | 6 459 282 | 5 006 439 | 77.51 | 25 477 380 | 37 394 000 | 146.77 | 47 573 183 | 74 286 553 | 156.15 | |
| | P+B | 14 804 919 | 13 594 187 | 91.82 | 74 452 055 | 89 202 210 | 119.81 | 144 639 374 | 180 247 067 | 124.62 | |
| Blanc de Noir + Rosé | P | 1 272 660 | 1 605 989 | 126.19 | 4 145 495 | 5 539 805 | 133.63 | 7 646 601 | 10 270 448 | 134.31 | |
| | B | 2 985 085 | 1 437 298 | 48.15 | 4 935 812 | 4 441 159 | 89.98 | 8 962 883 | 9 278 968 | 103.53 | |
| | P+B | 4 257 745 | 3 043 287 | 71.48 | 9 081 307 | 9 980 964 | 109.91 | 16 609 484 | 19 549 416 | 117.70 | |
| TOTALS NATURAL WINE | P | 17 377 258 | 17 489 904 | 100.65 | 89 104 290 | 96 504 378 | 108.30 | 180 503 727 | 198 164 808 | 109.78 | |
| | B | 13 784 143 | 12 507 762 | 90.74 | 48 838 128 | 75 893 128 | 155.40 | 97 468 620 | 145 791 082 | 149.58 | |
| | P+B | 31 161 401 | 29 997 666 | 96.27 | 137 942 418 | 172 397 506 | 124.98 | 277 972 347 | 343 955 890 | 123.74 | |
| Fortified Wine | P | 27 949 | 9 397 | 33.62 | 244 392 | 129 731 | 53.08 | 456 476 | 346 487 | 75.90 | |
| | B | 0 | 0 | - | 0 | 0 | - | 33 454 | 23 876 | 71.37 | |
| | P+B | 27 949 | 9 397 | 33.62 | 244 392 | 129 731 | 53.08 | 489 930 | 370 363 | 75.60 | |
| Sparkling wine | P | 143 399 | 380 795 | 265.55 | 1 015 278 | 1 477 507 | 145.53 | 2 483 083 | 3 175 424 | 127.88 | |
| TOTALS ALL WINE | P | 17 548 606 | 17 880 096 | 101.89 | 90 363 960 | 98 111 616 | 108.57 | 183 443 286 | 201 686 719 | 109.94 | |
| | B | 13 784 143 | 12 507 762 | 90.74 | 48 838 128 | 75 893 128 | 155.40 | 97 502 074 | 145 814 958 | 149.55 | |
| | P+B | 31 332 749 | 30 387 858 | 96.98 | 139 202 088 | 174 004 744 | 125.00 | 280 945 360 | 347 501 677 | 123.69 | |
| OTHER(e.g. for vinegar, industrial) | P | 0 | 0 | - | 0 | 0 | - | 0 | 0 | - | |
| | B | 0 | 96 045 | - | 0 | 696 676 | - | 0 | 696 676 | - | |
| | P+B | 0 | 96 045 | - | 0 | 696 676 | - | 0 | 696 676 | - | |
| Flavoured Grape Liquor | P | 0 | 1 947 | - | 12 367 | 2 469 | 19.96 | 12 592 | 2 877 | 22.85 | |
| TOTALS ALL PRODUCTS | P | 17 548 606 | 17 882 043 | 101.90 | 90 376 327 | 98 114 085 | 108.56 | 183 455 878 | 201 689 596 | 109.94 | |
| | B | 13 784 143 | 12 603 807 | 91.44 | 48 838 128 | 76 589 804 | 156.82 | 97 502 074 | 146 511 634 | 150.27 | |
| | P+B | 31 332 749 | 30 485 850 | 97.30 | 139 214 455 | 174 703 889 | 125.49 | 280 957 952 | 348 201 230 | 123.93 | |

P=Packaged

SOURCE: DEPARTMENT OF AGRICULTURE, DIRECTORATE FOOD SAFETY AND QUALITY ASSURANCE

B=Bulk

DOMESTIC PACKAGED WINE INFORMATION

1. QUANTITY NATURAL AND SPARKLING WINE SOLD IN UNDERMENTIONED CONTAINERS

1.1 TOTAL MARKET

| TYPE OF CONTAINER | CONTAINER SIZE | LITRES | | TREND (b / a) | LITRES | | TREND (d / c) | |
|-----------------------------------|-----------------------------------|-------------------------------|-------------------------------|------------------|-------------------------------|-------------------------------|------------------|-------|
| | | JAN 2007 - APR 2007 (a) | JAN 2008 - APR 2008 (b) | | MAY 2006 - APR 2007 (c) | MAY 2007 - APR 2008 (d) | | |
| GLASS | < 750 ml | 481 243 | 408 798 | 84.9 | 1 584 679 | 1 432 954 | 90.4 | |
| | % of glass | 1.2 | 0.9 | | 1.2 | 1.0 | | |
| | 750 ml | 22 422 664 | 25 306 730 | 112.9 | 75 752 946 | 79 934 957 | 105.5 | |
| | % of glass | 56.3 | 57.4 | | 57.5 | 57.3 | | |
| | 1 l | 6 088 358 | 6 222 918 | 102.2 | 20 149 436 | 20 552 216 | 102.0 | |
| | % of glass | 15.3 | 14.1 | | 15.3 | 14.7 | | |
| | 1,5 l - 2 l | 8 118 300 | 9 525 431 | 117.3 | 25 574 500 | 29 340 062 | 114.7 | |
| | % of glass | 20.4 | 21.6 | | 19.4 | 21.0 | | |
| | 4,5 l | 2 631 893 | 2 600 465 | 98.8 | 8 452 563 | 8 064 495 | 95.4 | |
| | % of glass | 6.6 | 5.9 | | 6.4 | 5.8 | | |
| | OTHER | 78 539 | 12 121 | 15.4 | 341 845 | 262 719 | 76.9 | |
| | % of glass | 0.2 | 0.0 | | 0.3 | 0.2 | | |
| TOTAL | | 39 820 996 | 44 076 462 | 110.7 | 131 855 968 | 139 587 402 | 105.9 | |
| As % of total natural wine | | 45.4 | 46.8 | | 46.1 | 45.4 | | |
| PLASTIC | < 750 ml | 278 653 | 383 540 | 137.6 | 932 546 | 996 634 | 106.9 | |
| | % of plastic | 1.6 | 1.8 | | 1.6 | 1.5 | | |
| | 750 ml | 223 238 | 181 528 | 81.3 | 772 705 | 642 934 | 83.2 | |
| | % of plastic | 1.2 | 0.8 | | 1.3 | 1.0 | | |
| | 1 l | 9 396 399 | 9 851 725 | 104.8 | 29 446 407 | 30 642 395 | 104.1 | |
| | % of plastic | 52.6 | 46.1 | | 51.3 | 47.5 | | |
| | 5 l | 5 924 735 | 8 038 230 | 135.7 | 18 708 338 | 23 886 040 | 127.7 | |
| | % of plastic | 33.2 | 37.6 | | 32.6 | 37.0 | | |
| | OTHER | 2 044 738 | 2 910 050 | 142.3 | 7 557 194 | 8 379 373 | 110.9 | |
| | % of plastic | 11.4 | 13.6 | | 13.2 | 13.0 | | |
| | TOTAL | | 17 867 763 | 21 365 073 | 119.6 | 57 417 190 | 64 547 375 | 112.4 |
| | As % of total natural wine | | 20.4 | 22.7 | | 20.1 | 21.0 | |
| BAG-IN-BOX | 2 l | 2 450 772 | 2 354 518 | 96.1 | 7 595 878 | 7 662 916 | 100.9 | |
| | % of bag-in-box | 12.6 | 9.9 | | 12.2 | 9.9 | | |
| | 5 l | 14 574 865 | 18 490 170 | 126.9 | 47 152 990 | 59 961 815 | 127.2 | |
| | % of bag-in-box | 74.8 | 77.7 | | 75.6 | 77.2 | | |
| | OTHER | 2 470 530 | 2 937 281 | 118.9 | 7 615 880 | 10 001 181 | 131.3 | |
| | % of bag-in-box | 12.7 | 12.4 | | 12.2 | 12.9 | | |
| TOTAL | | 19 496 167 | 23 781 969 | 122.0 | 62 364 748 | 77 625 912 | 124.5 | |
| As % of total natural wine | | 22.2 | 25.2 | | 21.8 | 25.2 | | |
| FOIL BAGS | 2 l | 229 974 | 698 032 | 303.5 | 2 059 084 | 2 827 078 | 137.3 | |
| | % of foil bags | 2.4 | 21.3 | | 6.8 | 13.7 | | |
| | 5 l | 9 181 770 | 2 519 980 | 27.4 | 27 792 000 | 17 211 775 | 61.9 | |
| | % of foil bags | 97.5 | 76.8 | | 91.5 | 83.3 | | |
| | OTHER | 2 618 | 65 252 | 2492.4 | 528 443 | 622 910 | 117.9 | |
| | % of foil bags | 0.0 | 2.0 | | 1.7 | 3.0 | | |
| TOTAL | | 9 414 362 | 3 283 264 | 34.9 | 30 379 527 | 20 661 763 | 68.0 | |
| As % of total natural wine | | 10.7 | 3.5 | | 10.6 | 6.7 | | |
| TETRA PACKS | 500 ml | 194 146 | 144 938 | 74.7 | 665 511 | 600 570 | 90.2 | |
| | % of tetra packs | 17.5 | 8.5 | | 16.0 | 11.7 | | |
| | 1 l | 862 606 | 1 238 617 | 143.6 | 3 298 159 | 3 877 344 | 117.6 | |
| | % of tetra packs | 77.8 | 72.5 | | 79.5 | 75.4 | | |
| | OTHER | 52 700 | 324 384 | 615.5 | 184 570 | 666 753 | 361.2 | |
| | % of tetra packs | 4.8 | 19.0 | | 4.4 | 13.0 | | |
| TOTAL | | 1 109 452 | 1 707 938 | 153.9 | 4 148 240 | 5 144 667 | 124.0 | |
| As % of total natural wine | | 1.3 | 1.8 | | 1.4 | 1.7 | | |
| TOTAL NATURAL WINE | | 87 708 740 | 94 214 706 | 107.4 | 286 165 673 | 307 567 120 | 107.5 | |
| TOTAL SPARKLING | | 1 907 839 | 2 063 063 | 108.1 | 8 443 325 | 9 310 623 | 110.3 | |
| PRICE RANGE- R / 5l BAG-IN-BOX | LESS THAN R31 | 127 585 | 34 200 | 26.8 | 471 190 | 375 585 | 79.7 | |
| | % of bag-in-box | 0.9 | 0.2 | | 1.0 | 0.6 | | |
| | MORE THAN R31 | 14 447 280 | 18 455 840 | 127.7 | 46 681 800 | 59 582 705 | 127.6 | |
| | % of bag-in-box | 99.1 | 99.8 | | 99.0 | 99.4 | | |

1.2 PRODUCER CELLARS AND PRODUCER CELLAR BOUND WHOLESALERS

| TYPE OF CONTAINER | CONTAINER SIZE | LITRES | | TREND (b / a) | LITRES | | TREND (d / c) |
|---|----------------------|-------------------------------|-------------------------------|------------------|-------------------------------|-------------------------------|------------------|
| | | JAN 2007 - APR 2007 (a) | JAN 2008 - APR 2008 (b) | | MAY 2006 - APR 2007 (c) | MAY 2007 - APR 2008 (d) | |
| GLASS | < 750 ml | 83 556 | 28 865 | 34.5 | 277 999 | 164 327 | 59.1 |
| | % of glass | 1.8 | 0.6 | | 1.8 | 1.1 | |
| | 750 ml | 4 220 986 | 4 487 879 | 106.3 | 14 012 350 | 13 822 221 | 98.6 |
| | % of glass | 92.1 | 92.9 | | 90.9 | 91.5 | |
| | 1 l | 67 280 | 46 961 | 69.8 | 388 604 | 237 430 | 61.1 |
| | % of glass | 1.5 | 1.0 | | 2.5 | 1.6 | |
| | 1,5 l - 2 l | 138 531 | 262 778 | 189.7 | 420 456 | 639 490 | 152.1 |
| | % of glass | 3.0 | 5.4 | | 2.7 | 4.2 | |
| | 4,5 l | 0 | 0 | 0.0 | 0 | 0 | 0.0 |
| | % of glass | 0.0 | 0.0 | | 0.0 | 0.0 | |
| | OTHER | 74 017 | 5 520 | 7.5 | 314 340 | 239 040 | 76.0 |
| % of glass | 1.6 | 0.1 | | 2.0 | 1.6 | | |
| TOTAL | | 4 584 370 | 4 832 002 | 105.4 | 15 413 748 | 15 102 509 | 98.0 |
| As % of total natural wine | | 15.1 | 14.7 | | 15.7 | 14.1 | |
| PLASTIC | < 750 ml | 185 922 | 156 387 | 84.1 | 625 419 | 534 979 | 85.5 |
| | % of plastic | 1.5 | 1.1 | | 1.6 | 1.2 | |
| | 750 ml | 209 324 | 175 331 | 83.8 | 724 928 | 605 708 | 83.6 |
| | % of plastic | 1.7 | 1.2 | | 1.8 | 1.4 | |
| | 1 l | 7 531 883 | 7 976 418 | 105.9 | 23 584 396 | 24 438 809 | 103.6 |
| | % of plastic | 60.9 | 56.3 | | 58.6 | 55.6 | |
| | 5 l | 3 163 295 | 3 823 470 | 120.9 | 10 353 943 | 12 548 780 | 121.2 |
| | % of plastic | 25.6 | 27.0 | | 25.7 | 28.6 | |
| | OTHER | 1 276 059 | 2 033 471 | 159.4 | 4 988 262 | 5 821 138 | 116.7 |
| | % of plastic | 10.3 | 14.4 | | 12.4 | 13.2 | |
| | TOTAL | | 12 366 483 | 14 165 077 | 114.5 | 40 276 949 | 43 949 415 |
| As % of total natural wine | | 40.9 | 43.1 | | 41.1 | 41.0 | |
| BAG-IN-BOX | 2 l | 549 898 | 474 004 | 86.2 | 1 584 396 | 1 370 164 | 86.5 |
| | % of bag-in-box | 5.7 | 4.0 | | 5.4 | 3.5 | |
| | 5 l | 6 609 930 | 8 689 825 | 131.5 | 20 617 135 | 29 249 740 | 141.9 |
| | % of bag-in-box | 69.0 | 73.1 | | 69.8 | 75.2 | |
| | OTHER | 2 415 390 | 2 725 183 | 112.8 | 7 343 680 | 8 265 254 | 112.5 |
| | % of bag-in-box | 25.2 | 22.9 | | 24.9 | 21.3 | |
| TOTAL | | 9 575 218 | 11 889 012 | 124.2 | 29 545 211 | 38 885 158 | 131.6 |
| As % of total natural wine | | 31.6 | 36.2 | | 30.1 | 36.2 | |
| FOIL BAGS | 2 l | 92 922 | 643 346 | 692.4 | 1 627 216 | 2 457 150 | 151.0 |
| | % of foil bags | 3.1 | 55.4 | | 16.1 | 37.2 | |
| | 5 l | 2 867 945 | 517 435 | 18.0 | 8 363 450 | 4 142 800 | 49.5 |
| | % of foil bags | 96.9 | 44.6 | | 82.6 | 62.8 | |
| | OTHER | 0 | 0 | 0.0 | 129 759 | 9 | 0.0 |
| | % of foil bags | 0.0 | 0.0 | | 1.3 | 0.0 | |
| TOTAL | | 2 960 867 | 1 160 781 | 39.2 | 10 120 425 | 6 599 959 | 65.2 |
| As % of total natural wine | | 9.8 | 3.5 | | 10.3 | 6.2 | |
| TETRA PACKS | 500 ml | 183 043 | 130 699 | 71.4 | 603 607 | 539 713 | 89.4 |
| | % of tetra packs | 23.5 | 15.8 | | 22.8 | 19.6 | |
| | 1 l | 542 484 | 655 184 | 120.8 | 1 863 008 | 2 031 343 | 109.0 |
| | % of tetra packs | 69.7 | 79.0 | | 70.3 | 73.7 | |
| | OTHER | 52 700 | 42 972 | 81.5 | 184 570 | 183 403 | 99.4 |
| | % of tetra packs | 6.8 | 5.2 | | 7.0 | 6.7 | |
| TOTAL | | 778 227 | 828 854 | 106.5 | 2 651 185 | 2 754 459 | 103.9 |
| As % of total natural wine | | 2.6 | 2.5 | | 2.7 | 2.6 | |
| TOTAL NATURAL WINE | | 30 265 165 | 32 875 726 | 108.6 | 98 007 518 | 107 291 499 | 109.5 |
| TOTAL SPARKLING | | 252 613 | 160 343 | 63.5 | 884 521 | 782 116 | 88.4 |
| PRICE RANGE- R / 5/ BAG-IN-BOX | LESS THAN R31 | 127 585 | 0 | 0.0 | 471 190 | 289 120 | 61.4 |
| | % of bag-in-box | 1.9 | 0.0 | | 2.3 | 1.0 | |
| | MORE THAN R31 | 6 482 345 | 8 689 695 | 134.1 | 20 145 945 | 28 957 095 | 143.7 |
| | % of bag-in-box | 98.1 | 100.0 | | 97.7 | 99.0 | |

1.3 PRIVATE CELLARS

| TYPE OF CONTAINER | CONTAINER SIZE | LITRES | | TREND (b / a) | LITRES | | TREND (d / c) |
|--|----------------------|-------------------------------|-------------------------------|------------------|-------------------------------|-------------------------------|------------------|
| | | JAN 2007 - APR 2007 (a) | JAN 2008 - APR 2008 (b) | | MAY 2006 - APR 2007 (c) | MAY 2007 - APR 2008 (d) | |
| GLASS | < 750 ml | 160 957 | 149 840 | 93.1 | 451 526 | 432 403 | 95.8 |
| | % of glass | 2.1 | 1.6 | | 1.9 | 1.5 | |
| | 750 ml | 6 469 640 | 7 360 245 | 113.8 | 20 616 961 | 23 001 102 | 111.6 |
| | % of glass | 84.9 | 77.5 | | 87.3 | 80.2 | |
| | 1 l | 11 024 | 27 624 | 250.6 | 27 006 | 68 769 | 254.6 |
| | % of glass | 0.1 | 0.3 | | 0.1 | 0.2 | |
| | 1,5 l - 2 l | 975 334 | 1 950 879 | 200.0 | 2 487 829 | 5 164 445 | 207.6 |
| | % of glass | 12.8 | 20.6 | | 10.5 | 18.0 | |
| | 4,5 l | 0 | 0 | 0.0 | 45 | 32 | 70.0 |
| | % of glass | 0.0 | 0.0 | | 0.0 | 0.0 | |
| OTHER | 3 835 | 4 155 | 108.3 | 22 008 | 19 031 | 86.5 | |
| % of glass | 0.1 | 0.0 | | 0.1 | 0.1 | | |
| TOTAL | | 7 620 790 | 9 492 742 | 124.6 | 23 605 375 | 28 685 782 | 121.5 |
| As % of total natural wine | | 83.6 | 87.5 | | 83.7 | 86.9 | |
| PLASTIC | < 750 ml | 22 114 | 25 112 | 113.6 | 68 848 | 83 034 | 120.6 |
| | % of plastic | 1.8 | 2.3 | | 1.8 | 2.3 | |
| | 750 ml | 188 | 1 127 | 598.8 | 9 935 | 13 269 | 133.6 |
| | % of plastic | 0.0 | 0.1 | | 0.3 | 0.4 | |
| | 1 l | 127 621 | 120 741 | 94.6 | 404 372 | 414 272 | 102.4 |
| | % of plastic | 10.3 | 11.0 | | 10.7 | 11.7 | |
| | 5 l | 955 280 | 841 635 | 88.1 | 2 871 345 | 2 645 100 | 92.1 |
| | % of plastic | 76.9 | 76.7 | | 76.0 | 74.6 | |
| | OTHER | 136 912 | 109 008 | 79.6 | 421 339 | 387 923 | 92.1 |
| | % of plastic | 11.0 | 9.9 | | 11.2 | 10.9 | |
| TOTAL | | 1 242 115 | 1 097 623 | 88.4 | 3 775 840 | 3 543 597 | 93.8 |
| As % of total natural wine | | 13.6 | 10.1 | | 13.4 | 10.7 | |
| BAG-IN-BOX | 2 l | 25 566 | 37 160 | 145.3 | 88 358 | 115 498 | 130.7 |
| | % of bag-in-box | 15.0 | 17.5 | | 15.3 | 19.7 | |
| | 5 l | 103 545 | 125 150 | 120.9 | 331 605 | 279 925 | 84.4 |
| | % of bag-in-box | 60.6 | 58.8 | | 57.3 | 47.7 | |
| | OTHER | 41 739 | 50 607 | 121.2 | 158 771 | 191 418 | 120.6 |
| | % of bag-in-box | 24.4 | 23.8 | | 27.4 | 32.6 | |
| TOTAL | | 170 850 | 212 917 | 124.6 | 578 734 | 586 841 | 101.4 |
| As % of total natural wine | | 1.9 | 2.0 | | 2.1 | 1.8 | |
| FOIL BAGS | 2 l | 4 728 | 3 850 | 81.4 | 13 704 | 15 816 | 115.4 |
| | % of foil bags | 6.1 | 8.9 | | 5.4 | 7.5 | |
| | 5 l | 70 385 | 39 590 | 56.2 | 235 060 | 186 785 | 79.5 |
| | % of foil bags | 90.5 | 91.1 | | 93.0 | 88.2 | |
| | OTHER | 2 618 | 0 | 0.0 | 3 893 | 9 200 | 236.3 |
| | % of foil bags | 3.4 | 0.0 | | 1.5 | 4.3 | |
| TOTAL | | 77 731 | 43 440 | 55.9 | 252 657 | 211 801 | 83.8 |
| As % of total natural wine | | 0.9 | 0.4 | | 0.9 | 0.6 | |
| TETRA PACKS | 500 ml | 0 | 0 | 0.0 | 0 | 0 | 0.0 |
| | % of tetra packs | 0.0 | 0.0 | | 0.0 | 0.0 | |
| | 1 l | 0 | 0 | 0.0 | 0 | 0 | 0.0 |
| | % of tetra packs | 0.0 | 0.0 | | 0.0 | 0.0 | |
| | OTHER | 0 | 0 | 0.0 | 0 | 0 | 0.0 |
| | % of tetra packs | 0.0 | 0.0 | | 0.0 | 0.0 | |
| TOTAL | | 0 | 0 | 0.0 | 0 | 0 | 0.0 |
| As % of total natural wine | | 0.0 | 0.0 | | 0.0 | 0.0 | |
| TOTAL NATURAL WINE | | 9 111 486 | 10 846 722 | 119.0 | 28 212 606 | 33 028 021 | 117.1 |
| TOTAL SPARKLING | | 297 522 | 394 312 | 132.5 | 1 013 151 | 1 251 303 | 123.5 |
| PRICE RANGE- R / 5 l BAG-IN-BOX | LESS THAN R31 | 0 | 0 | 0.0 | 0 | 0 | 0.0 |
| | % of bag-in-box | 0.0 | 0.0 | | 0.0 | 0.0 | |
| | MORE THAN R31 | 103 545 | 125 150 | 120.9 | 331 605 | 279 925 | 84.4 |
| | % of bag-in-box | 100.0 | 100.0 | | 100.0 | 100.0 | |

1.4 WHOLESALERS (EXCLUDING PRODUCER CELLAR BOUND WHOLESALERS)

| TYPE OF CONTAINER | CONTAINER SIZE | LITRES | | TREND (b / a) | LITRES | | TREND (d / c) |
|--|----------------------|-------------------------------|-------------------------------|------------------|-------------------------------|-------------------------------|------------------|
| | | JAN 2007 - APR 2007 (a) | JAN 2008 - APR 2008 (b) | | MAY 2006 - APR 2007 (c) | MAY 2007 - APR 2008 (d) | |
| GLASS | < 750 ml | 236 729 | 230 093 | 97.2 | 855 154 | 836 224 | 97.8 |
| | % of glass | 0.9 | 0.8 | | 0.9 | 0.9 | |
| | 750 ml | 11 732 038 | 13 458 607 | 114.7 | 41 123 636 | 43 111 634 | 104.8 |
| | % of glass | 42.5 | 45.2 | | 44.3 | 45.0 | |
| | 1 l | 6 010 054 | 6 148 333 | 102.3 | 19 733 826 | 20 246 017 | 102.6 |
| | % of glass | 21.8 | 20.7 | | 21.3 | 21.1 | |
| | 1,5 l - 2 l | 7 004 436 | 7 311 775 | 104.4 | 22 666 215 | 23 536 127 | 103.8 |
| | % of glass | 25.4 | 24.6 | | 24.4 | 24.6 | |
| | 4,5 l | 2 631 893 | 2 600 465 | 98.8 | 8 452 518 | 8 064 464 | 95.4 |
| | % of glass | 9.5 | 8.7 | | 9.1 | 8.4 | |
| | OTHER | 687 | 2 446 | 356.0 | 5 497 | 4 648 | 84.6 |
| % of glass | 0.0 | 0.0 | | 0.0 | 0.0 | | |
| TOTAL | | 27 615 836 | 29 751 718 | 107.7 | 92 836 845 | 95 799 112 | 103.2 |
| As % of total natural wine | | 57.1 | 58.9 | | 58.0 | 57.3 | |
| PLASTIC | < 750 ml | 70 617 | 202 041 | 286.1 | 238 279 | 378 621 | 158.9 |
| | % of plastic | 1.7 | 3.3 | | 1.8 | 2.2 | |
| | 750 ml | 13 726 | 5 070 | 36.9 | 37 841 | 23 957 | 63.3 |
| | % of plastic | 0.3 | 0.1 | | 0.3 | 0.1 | |
| | 1 l | 1 736 895 | 1 754 566 | 101.0 | 5 457 639 | 5 789 314 | 106.1 |
| | % of plastic | 40.8 | 28.8 | | 40.8 | 33.9 | |
| | 5 l | 1 806 160 | 3 373 125 | 186.8 | 5 483 050 | 8 692 160 | 158.5 |
| | % of plastic | 42.4 | 55.3 | | 41.0 | 51.0 | |
| | OTHER | 631 767 | 767 571 | 121.5 | 2 147 593 | 2 170 312 | 101.1 |
| | % of plastic | 14.8 | 12.6 | | 16.1 | 12.7 | |
| | TOTAL | | 4 259 165 | 6 102 373 | 143.3 | 13 364 402 | 17 054 364 |
| As % of total natural wine | | 8.8 | 12.1 | | 8.4 | 10.2 | |
| BAG-IN-BOX | 2 l | 1 875 308 | 1 843 354 | 98.3 | 5 923 124 | 6 177 254 | 104.3 |
| | % of bag-in-box | 19.2 | 15.8 | | 18.4 | 16.2 | |
| | 5 l | 7 861 390 | 9 675 195 | 123.1 | 26 204 250 | 30 432 150 | 116.1 |
| | % of bag-in-box | 80.6 | 82.8 | | 81.3 | 79.8 | |
| | OTHER | 13 401 | 161 491 | 1205.1 | 113 429 | 1 544 509 | 1361.7 |
| | % of bag-in-box | 0.1 | 1.4 | | 0.4 | 4.0 | |
| TOTAL | | 9 750 099 | 11 680 040 | 119.8 | 32 240 803 | 38 153 913 | 118.3 |
| As % of total natural wine | | 20.2 | 23.1 | | 20.2 | 22.8 | |
| FOIL BAGS | 2 l | 132 324 | 50 836 | 38.4 | 418 164 | 354 112 | 84.7 |
| | % of foil bags | 2.1 | 2.4 | | 2.1 | 2.6 | |
| | 5 l | 6 243 440 | 1 962 955 | 31.4 | 19 193 490 | 12 882 190 | 67.1 |
| | % of foil bags | 97.9 | 94.4 | | 95.9 | 93.0 | |
| | OTHER | 0 | 65 252 | 0.0 | 394 791 | 613 701 | 155.4 |
| | % of foil bags | 0.0 | 3.1 | | 2.0 | 4.4 | |
| TOTAL | | 6 375 764 | 2 079 043 | 32.6 | 20 006 445 | 13 850 003 | 69.2 |
| As % of total natural wine | | 13.2 | 4.1 | | 12.5 | 8.3 | |
| TETRA PACKS | 500 ml | 11 103 | 14 239 | 128.2 | 61 904 | 60 857 | 98.3 |
| | % of tetra packs | 3.4 | 1.6 | | 4.1 | 2.5 | |
| | 1 l | 320 122 | 583 433 | 182.3 | 1 435 151 | 1 846 001 | 128.6 |
| | % of tetra packs | 96.6 | 66.4 | | 95.9 | 77.2 | |
| | OTHER | 0 | 281 412 | 0.0 | 0 | 483 350 | 0.0 |
| | % of tetra packs | 0.0 | 32.0 | | 0.0 | 20.2 | |
| TOTAL | | 331 225 | 879 084 | 265.4 | 1 497 055 | 2 390 208 | 159.7 |
| As % of total natural wine | | 0.7 | 1.7 | | 0.9 | 1.4 | |
| TOTAL NATURAL WINE | | 48 332 089 | 50 492 257 | 104.5 | 159 945 549 | 167 247 600 | 104.6 |
| TOTAL SPARKLING | | 1 357 704 | 1 508 408 | 111.1 | 6 545 653 | 7 277 205 | 111.2 |
| PRICE RANGE- R / 5 l BAG-IN-BOX | LESS THAN R31 | 0 | 34 200 | 0.0 | 0 | 86 465 | 0.0 |
| | % of bag-in-box | 0.0 | 0.4 | | 0.0 | 0.3 | |
| | MORE THAN R31 | 7 861 390 | 9 640 995 | 122.6 | 26 204 250 | 30 345 685 | 115.8 |
| | % of bag-in-box | 100.0 | 99.6 | | 100.0 | 99.7 | |

2. WINE IN PRICE RANGE AS % OF TOTAL QUANTITY OF WINE TYPE SOLD (12 X 750ml GLASS CONTAINERS)

2.1 TOTAL MARKET

| TYPE OF WINE | PERIOD | LITRES | % SOLD IN PRICE RANGE (R / CARTON INCLUDING VAT) (12 X 750 ml) | | | | | | | | | | | |
|----------------------|---------------------|-----------|--|------------|------------|------------|------------|------------|------------|------------|------|--|--|--|
| | | | TO 129 | >129 - 164 | >164 - 195 | >195 - 243 | >243 - 325 | >325 - 407 | >407 - 488 | >488 - 651 | >651 | | | |
| Natural White | JAN 2007 - APR 2007 | 1 000 289 | 1.8 | 0.7 | 9.4 | 8.1 | 24.0 | 27.1 | 6.2 | 9.4 | 13.3 | | | |
| | JAN 2008 - APR 2008 | 1 010 490 | 3.5 | 1.3 | 6.1 | 9.0 | 20.2 | 26.0 | 9.0 | 7.7 | 17.3 | | | |
| | TREND* | 101.0 | | | | | | | | | | | | |
| | JAN 2007 - APR 2007 | 2 600 701 | 1.2 | 0.3 | 7.4 | 17.7 | 30.0 | 20.4 | 6.6 | 9.6 | 6.6 | | | |
| | JAN 2008 - APR 2008 | 2 817 922 | 2.7 | 5.4 | 6.8 | 18.4 | 24.4 | 17.8 | 7.4 | 9.7 | 7.3 | | | |
| | TREND* | 108.4 | | | | | | | | | | | | |
| | JAN 2007 - APR 2007 | 716 206 | 2.0 | 11.6 | 6.0 | 42.7 | 15.1 | 12.3 | 2.2 | 5.4 | 2.7 | | | |
| | JAN 2008 - APR 2008 | 815 017 | 4.8 | 21.3 | 4.6 | 25.1 | 23.4 | 10.3 | 2.0 | 4.1 | 4.4 | | | |
| | TREND* | 113.8 | | | | | | | | | | | | |
| | JAN 2007 - APR 2007 | 5 904 946 | 48.9 | 4.7 | 15.0 | 12.7 | 9.0 | 6.3 | 2.3 | 0.7 | 0.5 | | | |
| JAN 2008 - APR 2008 | 6 686 645 | 49.1 | 8.1 | 7.6 | 19.8 | 8.3 | 3.8 | 0.9 | 1.1 | 1.3 | | | | |
| TREND* | 113.2 | | | | | | | | | | | | | |
| JAN 2007 - APR 2007 | 1 922 650 | 2.6 | 6.8 | 38.1 | 32.9 | 17.2 | 1.8 | 0.2 | 0.2 | 0.2 | | | | |
| JAN 2008 - APR 2008 | 2 002 131 | 3.6 | 10.6 | 46.4 | 23.9 | 13.4 | 1.6 | 0.1 | 0.1 | 0.3 | | | | |
| TREND* | 104.1 | | | | | | | | | | | | | |
| JAN 2007 - APR 2007 | 12 144 790 | 24.7 | 4.2 | 16.0 | 18.4 | 16.4 | 10.7 | 3.2 | 3.5 | 2.9 | | | | |
| JAN 2008 - APR 2008 | 13 332 207 | 26.3 | 8.2 | 13.0 | 19.6 | 14.3 | 8.5 | 2.8 | 3.4 | 3.8 | | | | |
| TREND* | 109.8 | | | | | | | | | | | | | |
| JAN 2007 - APR 2007 | 1 158 619 | 0.7 | 6.3 | 7.6 | 2.1 | 14.1 | 9.0 | 4.7 | 37.2 | 18.3 | | | | |
| JAN 2008 - APR 2008 | 1 466 600 | 1.5 | 8.4 | 2.2 | 7.7 | 9.5 | 18.5 | 7.6 | 25.5 | 19.3 | | | | |
| TREND* | 126.6 | | | | | | | | | | | | | |
| JAN 2007 - APR 2007 | 793 157 | 1.1 | 0.1 | 1.4 | 5.2 | 12.9 | 21.2 | 15.7 | 32.1 | 10.3 | | | | |
| JAN 2008 - APR 2008 | 892 575 | 1.2 | 0.1 | 2.1 | 4.7 | 12.6 | 28.5 | 23.1 | 12.1 | 15.7 | | | | |
| TREND* | 112.5 | | | | | | | | | | | | | |
| JAN 2007 - APR 2007 | 843 823 | 0.9 | 0.7 | 4.3 | 3.9 | 16.6 | 15.6 | 10.8 | 26.8 | 20.4 | | | | |
| JAN 2008 - APR 2008 | 931 300 | 7.7 | 0.5 | 1.0 | 9.1 | 18.6 | 12.8 | 13.9 | 12.5 | 23.9 | | | | |
| TREND* | 110.4 | | | | | | | | | | | | | |
| JAN 2007 - APR 2007 | 1 016 365 | 0.2 | 0.9 | 9.3 | 6.7 | 21.1 | 21.6 | 12.6 | 15.8 | 11.8 | | | | |
| JAN 2008 - APR 2008 | 1 043 697 | 4.1 | 0.4 | 2.3 | 14.4 | 20.1 | 12.7 | 16.0 | 16.4 | 13.6 | | | | |
| TREND* | 102.7 | | | | | | | | | | | | | |
| JAN 2007 - APR 2007 | 5 334 377 | 2.7 | 33.4 | 4.6 | 7.6 | 20.9 | 11.6 | 4.7 | 7.1 | 7.5 | | | | |
| JAN 2008 - APR 2008 | 5 870 678 | 4.5 | 32.5 | 3.6 | 10.6 | 15.3 | 13.2 | 3.1 | 8.4 | 8.9 | | | | |
| TREND* | 110.1 | | | | | | | | | | | | | |
| JAN 2007 - APR 2007 | 9 146 340 | 1.9 | 20.5 | 5.2 | 6.2 | 19.0 | 13.6 | 7.1 | 15.8 | 10.8 | | | | |
| JAN 2008 - APR 2008 | 10 204 850 | 4.0 | 20.0 | 2.9 | 9.9 | 15.0 | 15.2 | 7.8 | 12.4 | 12.8 | | | | |
| TREND* | 111.6 | | | | | | | | | | | | | |
| Rosé / Blanc de Noir | JAN 2007 - APR 2007 | 1 131 534 | 8.5 | 14.3 | 32.3 | 29.9 | 4.9 | 2.2 | 6.8 | 0.3 | 0.8 | | | |
| | JAN 2008 - APR 2008 | 1 769 673 | 12.4 | 14.1 | 43.9 | 13.4 | 7.6 | 3.3 | 3.4 | 0.9 | 1.0 | | | |
| TREND* | 156.4 | | | | | | | | | | | | | |
| Sparkling Wine | JAN 2007 - APR 2007 | 456 541 | 0.1 | 0.0 | 0.1 | 0.0 | 5.3 | 19.9 | 5.6 | 43.9 | 25.1 | | | |
| | JAN 2008 - APR 2008 | 536 732 | 0.2 | 0.0 | 0.4 | 0.0 | 9.2 | 1.9 | 2.0 | 15.5 | 70.7 | | | |
| TREND* | 117.6 | | | | | | | | | | | | | |
| JAN 2007 - APR 2007 | 1 451 298 | 0.0 | 0.0 | 0.0 | 12.5 | 22.5 | 60.9 | 1.1 | 0.4 | 2.5 | | | | |
| JAN 2008 - APR 2008 | 1 526 331 | 0.8 | 1.8 | 0.4 | 6.0 | 15.3 | 71.2 | 0.5 | 3.3 | 0.7 | | | | |
| TREND* | 105.2 | | | | | | | | | | | | | |

Price categories are adjusted annually with inflation so that over the years, categories can be compared in real terms.

*Trend - Current period / Previous period

2.2 PRODUCER CELLARS AND PRODUCER CELLAR BOUND WHOLESALERS

| TYPE OF WINE | PERIOD | LITRES | % SOLD IN PRICE RANGE (R / CARTON INCLUDING VAT) (12 X 750 ml) | | | | | | | | | | | |
|----------------------|---------------------|-----------|--|------------|------------|------------|------------|------------|------------|------------|------|-----|------|--|
| | | | TO 129 | >129 - 164 | >164 - 195 | >195 - 243 | >243 - 325 | >325 - 407 | >407 - 488 | >488 - 651 | >651 | | | |
| Natural White | JAN 2007 - APR 2007 | 282 169 | 5.0 | 1.2 | 32.1 | 6.1 | 44.1 | 10.0 | 1.2 | 0.0 | 0.0 | 0.0 | 0.0 | |
| | JAN 2008 - APR 2008 | 190 461 | 10.2 | 2.7 | 28.8 | 10.4 | 36.6 | 5.3 | 1.5 | 0.2 | 4.2 | 0.0 | 4.2 | |
| Sauvignon Blanc | TREND* | 67.5 | | | | | | | | | | | | |
| | JAN 2007 - APR 2007 | 500 610 | 1.5 | 0.7 | 28.2 | 12.3 | 45.6 | 11.5 | 0.3 | 0.1 | 0.0 | 0.0 | 0.0 | |
| Chenin Blanc | JAN 2008 - APR 2008 | 524 613 | 4.4 | 20.7 | 30.3 | 9.0 | 19.7 | 12.9 | 0.4 | 0.0 | 2.5 | 0.0 | 2.5 | |
| | TREND* | 104.8 | | | | | | | | | | | | |
| Dry White | JAN 2007 - APR 2007 | 294 344 | 1.9 | 20.9 | 5.3 | 63.4 | 8.2 | 0.2 | 0.2 | 0.0 | 0.0 | 0.0 | 0.0 | |
| | JAN 2008 - APR 2008 | 344 716 | 5.1 | 34.5 | 5.6 | 40.7 | 12.3 | 0.4 | 0.0 | 0.0 | 1.4 | 0.0 | 1.4 | |
| Semi Sweet | TREND* | 117.1 | | | | | | | | | | | | |
| | JAN 2007 - APR 2007 | 559 219 | 16.1 | 31.1 | 11.1 | 29.3 | 8.1 | 4.0 | 0.0 | 0.3 | 0.0 | 0.0 | 0.0 | |
| Total White | JAN 2008 - APR 2008 | 657 847 | 38.0 | 21.5 | 22.2 | 10.2 | 2.9 | 0.6 | 0.3 | 0.1 | 4.3 | 0.0 | 4.3 | |
| | TREND* | 117.6 | | | | | | | | | | | | |
| Natural Red | JAN 2007 - APR 2007 | 385 583 | 6.9 | 33.2 | 19.2 | 22.7 | 18.0 | 0.1 | 0.0 | 0.0 | 0.0 | 0.0 | 0.0 | |
| | JAN 2008 - APR 2008 | 369 687 | 7.0 | 54.6 | 26.1 | 8.6 | 3.6 | 0.0 | 0.0 | 0.0 | 0.0 | 0.0 | 0.0 | |
| Cabernet | TREND* | 95.9 | | | | | | | | | | | | |
| | JAN 2007 - APR 2007 | 2 021 924 | 7.1 | 18.3 | 18.9 | 25.5 | 24.3 | 5.4 | 0.3 | 0.2 | 0.0 | 0.0 | 0.0 | |
| Pinotage | JAN 2008 - APR 2008 | 2 087 323 | 16.1 | 27.6 | 22.8 | 14.7 | 11.9 | 4.0 | 0.3 | 0.1 | 2.6 | 0.0 | 2.6 | |
| | TREND* | 103.2 | | | | | | | | | | | | |
| Shiraz | JAN 2007 - APR 2007 | 346 040 | 1.1 | 21.0 | 21.2 | 5.6 | 17.3 | 11.9 | 3.4 | 18.5 | 0.1 | 0.1 | 0.1 | |
| | JAN 2008 - APR 2008 | 562 460 | 0.4 | 20.0 | 0.9 | 14.9 | 8.2 | 32.5 | 3.5 | 11.4 | 8.3 | 0.0 | 8.3 | |
| Merlot | TREND* | 162.5 | | | | | | | | | | | | |
| | JAN 2007 - APR 2007 | 185 576 | 0.4 | 0.0 | 3.5 | 12.2 | 36.2 | 17.2 | 29.5 | 0.6 | 0.3 | 0.0 | 0.3 | |
| Other Red | JAN 2008 - APR 2008 | 202 014 | 1.6 | 0.1 | 3.4 | 18.1 | 25.4 | 38.2 | 1.2 | 2.0 | 10.0 | 0.0 | 10.0 | |
| | TREND* | 108.9 | | | | | | | | | | | | |
| Total Red | JAN 2007 - APR 2007 | 253 445 | 2.3 | 1.8 | 12.8 | 9.1 | 27.9 | 13.4 | 6.1 | 26.2 | 0.3 | 0.3 | 0.3 | |
| | JAN 2008 - APR 2008 | 261 471 | 13.4 | 0.1 | 0.0 | 21.5 | 34.5 | 18.0 | 4.7 | 1.9 | 5.9 | 0.0 | 5.9 | |
| Rosé / Blanc de Noir | TREND* | 103.2 | | | | | | | | | | | | |
| | JAN 2007 - APR 2007 | 321 487 | 0.1 | 2.1 | 28.6 | 8.3 | 18.3 | 27.1 | 14.6 | 0.8 | 0.0 | 0.0 | 0.0 | |
| Sparkling Wine | JAN 2008 - APR 2008 | 209 867 | 0.1 | 0.3 | 0.2 | 49.7 | 16.6 | 19.6 | 3.8 | 1.8 | 7.8 | 0.0 | 7.8 | |
| | TREND* | 65.3 | | | | | | | | | | | | |
| Cap Classique | JAN 2007 - APR 2007 | 827 580 | 3.4 | 13.0 | 21.6 | 9.1 | 30.3 | 9.0 | 10.8 | 2.6 | 0.1 | 0.1 | 0.1 | |
| | JAN 2008 - APR 2008 | 842 111 | 8.5 | 26.5 | 12.4 | 9.3 | 15.0 | 14.2 | 5.3 | 4.0 | 4.8 | 0.0 | 4.8 | |
| Other Sparkling | TREND* | 101.8 | | | | | | | | | | | | |
| | JAN 2007 - APR 2007 | 1 934 127 | 2.0 | 9.9 | 19.8 | 8.7 | 26.2 | 13.9 | 11.3 | 8.0 | 0.1 | 0.1 | 0.1 | |
| Total Red | JAN 2008 - APR 2008 | 2 077 924 | 5.4 | 16.2 | 5.6 | 17.3 | 16.8 | 22.5 | 4.2 | 5.3 | 6.7 | 0.0 | 6.7 | |
| | TREND* | 107.4 | | | | | | | | | | | | |
| Rosé / Blanc de Noir | JAN 2007 - APR 2007 | 264 935 | 13.1 | 57.2 | 16.1 | 10.2 | 1.5 | 1.9 | 0.0 | 0.0 | 0.0 | 0.0 | 0.0 | |
| | JAN 2008 - APR 2008 | 322 631 | 17.9 | 53.4 | 19.1 | 4.9 | 1.9 | 2.7 | 0.0 | 0.0 | 0.0 | 0.0 | 0.0 | |
| Sparkling Wine | TREND* | 121.8 | | | | | | | | | | | | |
| | JAN 2007 - APR 2007 | 0 | 0.0 | 0.0 | 0.0 | 0.0 | 0.0 | 0.0 | 0.0 | 0.0 | 0.0 | 0.0 | 0.0 | |
| Other Sparkling | JAN 2008 - APR 2008 | 4 018 | 0.0 | 0.0 | 0.0 | 0.8 | 9.9 | 78.5 | 0.0 | 4.1 | 6.7 | 0.0 | 6.7 | |
| | TREND* | 0.0 | | | | | | | | | | | | |
| Total Red | JAN 2007 - APR 2007 | 252 613 | 0.0 | 0.0 | 0.1 | 70.5 | 26.8 | 2.1 | 0.0 | 0.0 | 0.5 | 0.0 | 0.5 | |
| | JAN 2008 - APR 2008 | 156 325 | 7.9 | 17.3 | 3.8 | 53.9 | 12.7 | 3.8 | 0.6 | 0.0 | 0.1 | 0.0 | 0.1 | |
| Total Red | TREND* | 61.9 | | | | | | | | | | | | |

Price categories are adjusted annually with inflation so that over the years, categories can be compared in real terms.

*Trend - Current period / Previous period

2.3 PRIVATE CELLARS

| TYPE OF WINE | PERIOD | LITRES | % SOLD IN PRICE RANGE (R / CARTON INCLUDING VAT) (12 X 750 ml) | | | | | | | | | | | |
|---------------------|---------------------|-----------|--|------------|------------|------------|------------|------------|------------|------------|------|--|--|--|
| | | | TO 129 | >129 - 164 | >164 - 195 | >195 - 243 | >243 - 325 | >325 - 407 | >407 - 488 | >488 - 651 | >651 | | | |
| Natural White | JAN 2007 - APR 2007 | 431 851 | 1.0 | 0.8 | 0.7 | 4.9 | 13.7 | 22.5 | 11.2 | 15.5 | 29.6 | | | |
| | JAN 2008 - APR 2008 | 459 887 | 0.7 | 0.3 | 0.8 | 3.8 | 10.8 | 19.1 | 17.1 | 12.3 | 35.2 | | | |
| | TREND* | 106.5 | | | | | | | | | | | | |
| | JAN 2007 - APR 2007 | 1 171 820 | 2.0 | 0.5 | 1.2 | 5.5 | 30.5 | 17.7 | 12.0 | 16.4 | 14.3 | | | |
| | JAN 2008 - APR 2008 | 1 234 794 | 1.2 | 2.3 | 0.9 | 6.3 | 30.0 | 10.9 | 14.9 | 18.9 | 14.7 | | | |
| | TREND* | 105.4 | | | | | | | | | | | | |
| | JAN 2007 - APR 2007 | 283 277 | 3.1 | 1.6 | 5.5 | 13.0 | 25.8 | 25.1 | 5.4 | 13.7 | 6.7 | | | |
| | JAN 2008 - APR 2008 | 347 296 | 1.5 | 3.1 | 4.0 | 7.7 | 41.3 | 19.3 | 4.9 | 9.3 | 9.0 | | | |
| | TREND* | 122.6 | | | | | | | | | | | | |
| | JAN 2007 - APR 2007 | 927 740 | 12.1 | 1.6 | 4.2 | 19.7 | 21.5 | 21.9 | 11.8 | 4.4 | 2.8 | | | |
| | JAN 2008 - APR 2008 | 907 649 | 10.8 | 1.8 | 7.2 | 14.0 | 21.3 | 25.2 | 6.2 | 7.3 | 6.1 | | | |
| | TREND* | 97.8 | | | | | | | | | | | | |
| JAN 2007 - APR 2007 | 142 229 | 12.3 | 1.6 | 1.7 | 34.5 | 28.7 | 13.5 | 2.9 | 2.8 | 2.0 | | | | |
| JAN 2008 - APR 2008 | 177 940 | 5.4 | 4.8 | 28.2 | 16.8 | 24.0 | 15.4 | 1.4 | 1.2 | 2.8 | | | | |
| TREND* | 125.1 | | | | | | | | | | | | | |
| JAN 2007 - APR 2007 | 2 956 915 | 5.6 | 1.0 | 2.5 | 12.0 | 24.7 | 20.2 | 10.8 | 11.6 | 11.6 | | | | |
| JAN 2008 - APR 2008 | 3 127 566 | 4.2 | 2.1 | 4.6 | 8.9 | 25.6 | 17.4 | 10.8 | 12.5 | 13.9 | | | | |
| TREND* | 105.8 | | | | | | | | | | | | | |
| JAN 2007 - APR 2007 | 470 809 | 0.7 | 0.0 | 3.1 | 0.2 | 8.8 | 12.0 | 7.6 | 33.1 | 34.5 | | | | |
| JAN 2008 - APR 2008 | 493 874 | 1.8 | 1.5 | 3.3 | 1.2 | 8.5 | 15.7 | 7.6 | 23.6 | 36.9 | | | | |
| TREND* | 104.9 | | | | | | | | | | | | | |
| JAN 2007 - APR 2007 | 416 199 | 0.4 | 0.1 | 0.4 | 0.1 | 4.5 | 13.1 | 8.6 | 54.5 | 18.4 | | | | |
| JAN 2008 - APR 2008 | 470 848 | 0.5 | 0.0 | 1.1 | 0.7 | 7.2 | 18.9 | 30.4 | 16.4 | 25.0 | | | | |
| TREND* | 113.1 | | | | | | | | | | | | | |
| JAN 2007 - APR 2007 | 421 665 | 0.2 | 0.2 | 0.8 | 1.0 | 6.5 | 21.7 | 8.4 | 23.2 | 37.9 | | | | |
| JAN 2008 - APR 2008 | 403 654 | 1.0 | 0.8 | 0.3 | 0.5 | 7.2 | 15.6 | 11.7 | 16.8 | 46.0 | | | | |
| TREND* | 95.7 | | | | | | | | | | | | | |
| JAN 2007 - APR 2007 | 417 256 | 0.4 | 0.5 | 0.5 | 0.1 | 23.2 | 25.6 | 6.8 | 18.8 | 24.2 | | | | |
| JAN 2008 - APR 2008 | 401 746 | 1.3 | 0.6 | 0.8 | 0.9 | 22.9 | 18.9 | 12.9 | 14.2 | 27.5 | | | | |
| TREND* | 96.3 | | | | | | | | | | | | | |
| JAN 2007 - APR 2007 | 1 374 698 | 5.4 | 1.2 | 2.4 | 8.0 | 18.4 | 14.0 | 8.8 | 14.7 | 27.0 | | | | |
| JAN 2008 - APR 2008 | 1 783 080 | 7.6 | 1.0 | 5.1 | 11.3 | 12.3 | 13.5 | 6.7 | 16.3 | 26.2 | | | | |
| TREND* | 129.7 | | | | | | | | | | | | | |
| JAN 2007 - APR 2007 | 3 100 626 | 2.6 | 0.6 | 1.8 | 3.7 | 14.1 | 16.2 | 8.3 | 24.5 | 28.1 | | | | |
| JAN 2008 - APR 2008 | 3 553 201 | 4.4 | 0.9 | 3.3 | 6.1 | 11.7 | 15.4 | 11.2 | 17.2 | 29.9 | | | | |
| TREND* | 114.6 | | | | | | | | | | | | | |
| JAN 2007 - APR 2007 | 412 100 | 5.1 | 0.7 | 6.3 | 52.4 | 11.0 | 4.4 | 17.2 | 0.7 | 2.2 | | | | |
| JAN 2008 - APR 2008 | 679 478 | 2.7 | 1.3 | 47.4 | 22.5 | 7.9 | 6.9 | 6.3 | 2.3 | 2.7 | | | | |
| TREND* | 164.9 | | | | | | | | | | | | | |
| JAN 2007 - APR 2007 | 240 599 | 0.1 | 0.0 | 0.2 | 0.0 | 10.1 | 5.3 | 6.1 | 35.5 | 42.7 | | | | |
| JAN 2008 - APR 2008 | 293 887 | 0.4 | 0.0 | 0.8 | 0.0 | 0.1 | 2.3 | 3.0 | 25.9 | 67.5 | | | | |
| TREND* | 122.1 | | | | | | | | | | | | | |
| JAN 2007 - APR 2007 | 56 923 | 0.1 | 0.0 | 0.1 | 3.8 | 34.5 | 39.7 | 6.9 | 11.0 | 4.0 | | | | |
| JAN 2008 - APR 2008 | 100 425 | 0.0 | 0.0 | 0.1 | 3.9 | 43.0 | 15.4 | 6.4 | 23.8 | 7.4 | | | | |
| TREND* | 176.4 | | | | | | | | | | | | | |

Price categories are adjusted annually with inflation so that over the years, categories can be compared in real terms.

*Trend - Current period / Previous period

2.4 WHOLESALERS (EXCLUDING PRODUCER CELLAR BOUND WHOLESALERS)

| TYPE OF WINE | PERIOD | LITRES | % SOLD IN PRICE RANGE (R / CARTON INCLUDING VAT) (12 X 750 ml) | | | | | | | | | | | |
|----------------------|---------------------|---------------------|--|------------|------------|------------|------------|------------|------------|------------|------|--|--|--|
| | | | TO 129 | >129 - 164 | >164 - 195 | >195 - 243 | >243 - 325 | >325 - 407 | >407 - 488 | >488 - 651 | >651 | | | |
| Natural White | JAN 2007 - APR 2007 | 286 269 | 0.0 | 0.0 | 0.0 | 14.8 | 19.7 | 51.1 | 3.3 | 9.1 | 2.0 | | | |
| | JAN 2008 - APR 2008 | 360 143 | 3.4 | 1.7 | 0.9 | 14.8 | 23.5 | 45.9 | 2.7 | 5.8 | 1.3 | | | |
| | TREND* | 125.8 | | | | | | | | | | | | |
| Sauvignon Blanc | JAN 2007 - APR 2007 | 928 271 | 0.0 | 0.0 | 4.2 | 36.1 | 21.0 | 28.8 | 3.2 | 6.2 | 0.5 | | | |
| | JAN 2008 - APR 2008 | 1 058 516 | 3.7 | 1.4 | 2.1 | 37.3 | 20.3 | 28.3 | 2.2 | 3.7 | 1.1 | | | |
| | TREND* | 114.0 | | | | | | | | | | | | |
| Chenin Blanc | JAN 2007 - APR 2007 | 138 586 | 0.1 | 12.3 | 8.3 | 59.5 | 8.0 | 11.8 | 0.0 | 0.0 | 0.0 | | | |
| | JAN 2008 - APR 2008 | 123 006 | 13.2 | 35.9 | 3.4 | 30.2 | 4.2 | 12.6 | -0.3 | 0.7 | 0.0 | | | |
| | TREND* | 88.8 | | | | | | | | | | | | |
| Dry White | JAN 2007 - APR 2007 | 4 417 987 | 60.7 | 2.0 | 17.8 | 9.1 | 6.5 | 3.3 | 0.5 | 0.0 | 0.1 | | | |
| | JAN 2008 - APR 2008 | 5 121 149 | 57.3 | 7.4 | 5.8 | 22.0 | 6.7 | 0.4 | 0.0 | 0.1 | 0.1 | | | |
| | TREND* | 115.9 | | | | | | | | | | | | |
| Semi Sweet | JAN 2007 - APR 2007 | 1 394 839 | 0.4 | 0.1 | 47.0 | 35.5 | 15.9 | 1.1 | 0.0 | 0.0 | 0.0 | | | |
| | JAN 2008 - APR 2008 | 1 454 505 | 2.5 | 0.1 | 53.8 | 28.6 | 14.6 | 0.4 | 0.0 | 0.0 | 0.0 | | | |
| | TREND* | 104.3 | | | | | | | | | | | | |
| Total White | JAN 2007 - APR 2007 | 7 165 952 | 37.5 | 1.5 | 20.8 | 18.9 | 10.7 | 8.2 | 0.9 | 1.2 | 0.2 | | | |
| | JAN 2008 - APR 2008 | 8 117 318 | 37.4 | 5.5 | 13.7 | 25.0 | 10.6 | 6.3 | 0.4 | 0.8 | 0.3 | | | |
| | TREND* | 113.3 | | | | | | | | | | | | |
| Cabernet | JAN 2007 - APR 2007 | 341 771 | 0.3 | 0.0 | 0.0 | 1.1 | 18.3 | 2.0 | 2.2 | 61.9 | 14.2 | | | |
| | JAN 2008 - APR 2008 | 410 265 | 2.8 | 0.7 | 2.6 | 5.6 | 12.4 | 2.5 | 13.1 | 47.2 | 13.0 | | | |
| | TREND* | 120.0 | | | | | | | | | | | | |
| Pinotage | JAN 2007 - APR 2007 | 191 382 | 3.3 | 0.0 | 1.6 | 9.7 | 8.8 | 43.0 | 17.7 | 13.7 | 2.3 | | | |
| | JAN 2008 - APR 2008 | 219 714 | 2.3 | 0.1 | 3.2 | 1.1 | 12.5 | 40.3 | 27.4 | 12.1 | 1.1 | | | |
| | TREND* | 114.8 | | | | | | | | | | | | |
| Shiraz | JAN 2007 - APR 2007 | 168 713 | 0.7 | 0.1 | 0.0 | 3.5 | 25.0 | 3.4 | 23.5 | 36.7 | 7.1 | | | |
| | JAN 2008 - APR 2008 | 266 175 | 12.1 | 0.5 | 3.3 | 9.8 | 20.3 | 3.5 | 26.2 | 16.2 | 8.2 | | | |
| | TREND* | 157.8 | | | | | | | | | | | | |
| Merlot | JAN 2007 - APR 2007 | 277 622 | 0.0 | 0.0 | 0.0 | 14.9 | 21.1 | 9.4 | 19.0 | 28.6 | 6.9 | | | |
| | JAN 2008 - APR 2008 | 432 085 | 8.7 | 0.2 | 4.7 | 9.7 | 19.3 | 3.7 | 24.9 | 25.5 | 3.5 | | | |
| | TREND* | 155.6 | | | | | | | | | | | | |
| Other Red | JAN 2007 - APR 2007 | 3 132 100 | 1.3 | 53.0 | 1.1 | 6.9 | 19.5 | 11.2 | 1.3 | 4.9 | 0.8 | | | |
| | JAN 2008 - APR 2008 | 3 245 487 | 1.7 | 51.4 | 0.5 | 10.6 | 17.0 | 12.7 | 0.6 | 5.2 | 0.4 | | | |
| | TREND* | 103.6 | | | | | | | | | | | | |
| Total Red | JAN 2007 - APR 2007 | 4 111 587 | 1.2 | 40.4 | 0.9 | 7.0 | 19.2 | 11.5 | 4.2 | 12.9 | 2.7 | | | |
| | JAN 2008 - APR 2008 | 4 573 725 | 3.1 | 36.6 | 1.3 | 9.5 | 16.8 | 11.7 | 6.8 | 11.8 | 2.3 | | | |
| | TREND* | 111.2 | | | | | | | | | | | | |
| Rosé / Blanc de Noir | JAN 2007 - APR 2007 | 454 499 | 8.9 | 1.7 | 65.3 | 21.1 | 1.2 | 0.4 | 1.4 | 0.0 | 0.0 | | | |
| | JAN 2008 - APR 2008 | 767 565 | 18.7 | 8.8 | 51.2 | 8.9 | 9.8 | 0.3 | 2.3 | 0.0 | 0.0 | | | |
| | TREND* | 168.9 | | | | | | | | | | | | |
| Sparkling Wine | Cap Classique | JAN 2007 - APR 2007 | 215 942 | 0.0 | 0.0 | 0.0 | 0.0 | 0.0 | 36.2 | 5.0 | 53.3 | | | |
| | | JAN 2008 - APR 2008 | 238 827 | 0.0 | 0.0 | 0.0 | 0.0 | 20.3 | 0.0 | 0.8 | 3.0 | | | |
| | | TREND* | 110.6 | | | | | | | | | | | |
| Other Sparkling | JAN 2007 - APR 2007 | 1 141 762 | 0.0 | 0.0 | 0.0 | 0.1 | 21.0 | 75.0 | 1.1 | 0.0 | 2.8 | | | |
| | JAN 2008 - APR 2008 | 1 269 581 | 0.0 | 0.0 | 0.0 | 0.3 | 13.4 | 83.9 | 0.0 | 2.1 | 0.2 | | | |
| | TREND* | 111.2 | | | | | | | | | | | | |

Price categories are adjusted annually with inflation so that over the years, categories can be compared in real terms.

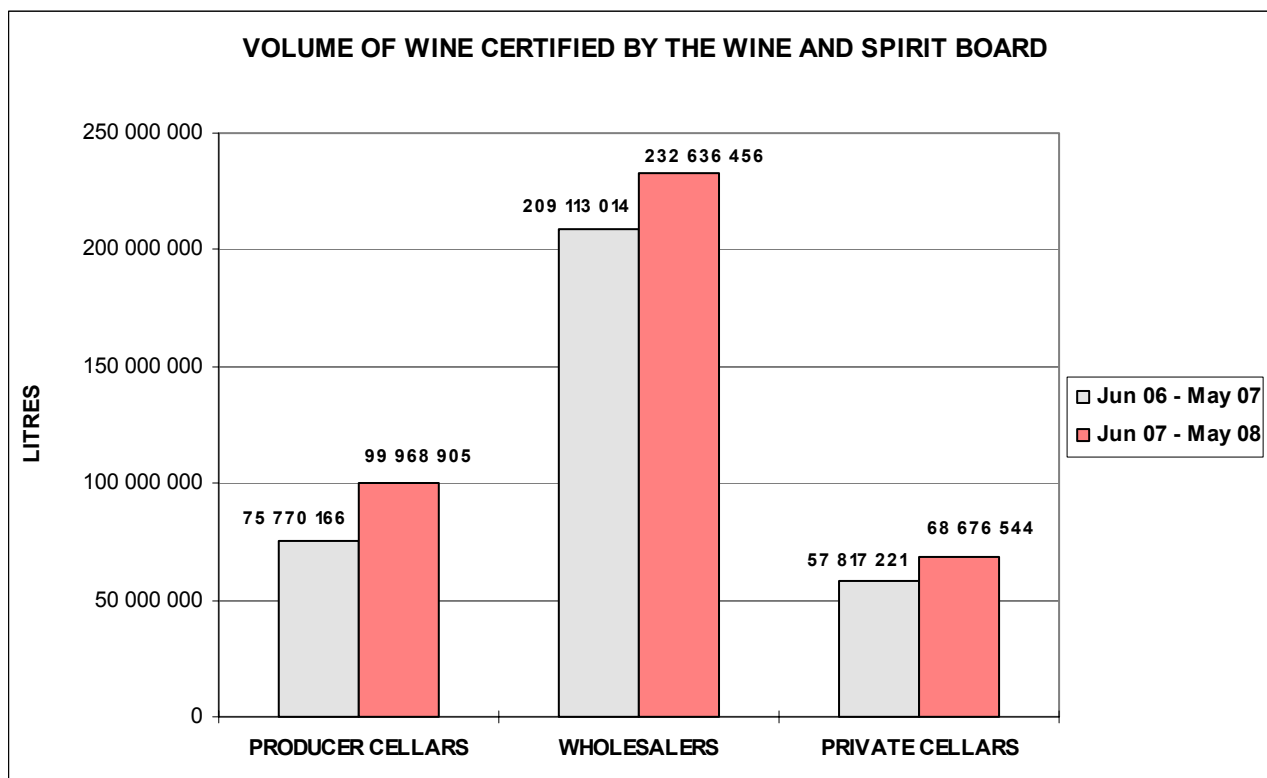
*Trend - Current period / Previous period

VOLUME OF WINE CERTIFIED (LITRES)

| | 1 MONTH | | | 3 MONTHS | | | 6 MONTHS | | | 12 MONTHS | | |
|-------------------------|-------------------|-------------------|------------|-------------------|--------------------|------------|--------------------|--------------------|------------|--------------------|--------------------|------------|
| | May-07 | May-08 | Trend | Mar-07 May-07 | Mar-08 May-08 | Trend | Dec-06 May-07 | Dec-07 May-08 | Trend | Jun-06 May-07 | Jun-07 May-08 | Trend |
| PRODUCER CELLARS | | | | | | | | | | | | |
| Estate Wine | 0 | 0 | | 0 | 0 | | 0 | 0 | | 0 | 0 | |
| Wine of Origin | 5 532 170 | 4 599 333 | 83 | 12 494 836 | 13 251 806 | 106 | 22 976 125 | 32 820 080 | 143 | 44 692 675 | 66 143 144 | 148 |
| Geographical Unit Wine | 3 365 539 | 2 256 843 | 67 | 7 831 642 | 7 741 689 | 99 | 13 474 872 | 14 577 081 | 108 | 31 077 491 | 33 825 761 | 109 |
| SUB TOTAL | 8 897 709 | 6 856 176 | 77 | 20 326 478 | 20 993 495 | 103 | 36 450 997 | 47 397 161 | 130 | 75 770 166 | 99 968 905 | 132 |
| WHOLESALERS | | | | | | | | | | | | |
| Estate Wine | 0 | 0 | | 0 | 0 | | 0 | 0 | | 0 | 0 | |
| Wine of Origin | 2 344 733 | 4 434 198 | 189 | 6 985 166 | 11 831 162 | 169 | 13 030 584 | 19 510 582 | 150 | 30 568 533 | 37 589 552 | 123 |
| Geographical Unit Wine | 19 418 929 | 19 349 370 | 100 | 48 689 892 | 53 018 759 | 109 | 90 761 398 | 93 444 975 | 103 | 178 544 481 | 195 046 904 | 109 |
| SUB TOTAL | 21 763 662 | 23 783 568 | 109 | 55 675 058 | 64 849 921 | 116 | 103 791 982 | 112 955 557 | 109 | 209 113 014 | 232 636 456 | 111 |
| PRIVATE CELLARS | | | | | | | | | | | | |
| Estate Wine | 801 554 | 643 177 | 80 | 1 686 791 | 1 938 324 | 115 | 3 453 565 | 3 474 725 | 101 | 7 765 645 | 7 725 771 | 99 |
| Wine of Origin | 3 467 748 | 2 995 436 | 86 | 8 206 912 | 8 928 119 | 109 | 15 941 637 | 16 343 753 | 103 | 34 203 856 | 37 146 796 | 109 |
| Geographical Unit Wine | 1 773 013 | 2 949 030 | 166 | 4 272 150 | 7 861 324 | 184 | 7 932 545 | 12 591 119 | 159 | 15 847 720 | 23 803 977 | 150 |
| SUB TOTAL | 6 042 315 | 6 587 643 | 109 | 14 165 853 | 18 727 767 | 132 | 27 327 747 | 32 409 597 | 119 | 57 817 221 | 68 676 544 | 119 |
| TOTAL | 36 703 686 | 37 227 387 | 101 | 90 167 389 | 104 571 183 | 116 | 167 570 726 | 192 762 315 | 115 | 342 700 401 | 401 281 905 | 117 |

| CERTIFIED BULK EXPORTS (included in above figures) | 1 MONTH | | | 3 MONTHS | | | 6 MONTHS | | | 12 MONTHS | | |
|--|------------|------------|-------|------------------|------------------|-------|------------------|------------------|-------|------------------|------------------|-------|
| | May-07 | May-08 | Trend | Mar-07 May-07 | Mar-08 May-08 | Trend | Dec-06 May-07 | Dec-07 May-08 | Trend | Jun-06 May-07 | Jun-07 May-08 | Trend |
| | 13 439 459 | 13 939 144 | 104 | 30 110 221 | 38 306 114 | 127 | 56 399 722 | 75 345 246 | 134 | 110 630 976 | 147 460 657 | 133 |

*The total volume of wine certified in the 2007 calendar year made up 51.5% of the 2007 wine production (46.6%-2006,52.9%-2005,44.1%-2004,38.5%-2003)



INDUSTRY INFORMATION COMMITTEE MEMBERS

Andries van Tonder - SALBA
 Diaan de Villiers - SALBA
 Paiter Botha - Vinpro
 Bowen Botha - WCSA
 Marius Erasmus - WCSA
 Elias Holtzkampf - SALBA

Francois Malan - CEWPA
 Jaco Potgieter - SALBA
 Jan Booysen - Winetech
 Su Birch - WOSA
 Chris Albertyn - SALBA
 Pierre Blake - OWB