



Wine Industry Information

January

2011

Charles Whitehead

tel: +27 21 807 5719

e-mail: charles@sawis.co.za

**SAWIS**

SA WYNBEDRYF-INLIGTING & -STELSELS
SA WINE INDUSTRY INFORMATION & SYSTEMS

EDITORIAL

The second harvest estimate done by viticulturists in the various regions during the second week of January 2011 shows a decrease of 43,300 tons on the November 2010 estimate. The 2010 harvest is estimated at a total of 1,308,683 tons, which is approximately 3.8% less than the 2010 harvest (page 3). It is estimated that the 2011 harvest – grape juice and concentrate for non-alcoholic purposes, wine for brandy and distilling wine included – will amount to 1 010.2 million litres at an average recovery of 772 litres per ton of grapes.

All areas show a decrease compared to the November estimate. The main reasons are:

- Flood damage and rain during December 2010 and January 2011 in the Orange River – the extent of the damage was unknown at the time of the estimate.
- Bunch and berry sizes (impact of the abnormal wind during December) are smaller than in previous years and bunches are overall less compact.
- The heat wave during 4 – 7 January resulted in sunburn and heat damage. Dry land vineyards in the coastal regions shows leaf yellowing. The extent and potential loss of harvest as a result hereof is difficult to determine.
- All areas experience a relative dry summer. Limited irrigation water (including very low underground levels) will definitely lead to further decreases in the harvest, especially if further heat peaks occur.

Overall, vineyards are healthy and producers have followed well planned spray programmes. Ripening seems to occur 7 days earlier than normal.

Domestic sales of natural wine for the 12-month period December 2009 to November 2010 show that the market increased by 1.9% compared to the previous corresponding period (page 5).

Also in this issue, a look at the exchange rates of South Africa, Australia, Argentina and Chile over the past three years (page 17).

Greetings until February.
Charles

INDEX

| | |
|----------------------------------|----|
| Grape and Wine Crop..... | 3 |
| Harvest and Sales Estimates..... | 4 |
| Domestic Sales..... | 5 |
| Price Ranges..... | 6 |
| Exports..... | 13 |
| Exchange rates..... | 17 |
| Certification..... | 19 |

ESTIMATED 2011 GRAPE AND WINE CROP

| DISTRICT | GRAPE CROP - TONS | | | | | | | | | ESTIMATE 31/08/2010 | ESTIMATE 30/11/2010 | ESTIMATE 14/01/2011 |
|---|-------------------|-----------|-----------|-----------|-----------|-----------|-----------|-----------|-----------|------------------------|------------------------|------------------------|
| | 2001 | 2002 | 2003 | 2004 | 2005 | 2006 | 2007 | 2008 | 2009 | 2010 | 2011 | |
| ORANGE RIVER | 83 436 | 173 420 | 144 697 | 206 193 | 161 549 | 192 369 | 161 555 | 171 664 | 115 688 | 166 557 | 151 567 | 141 573 |
| <i>trend (%) on previous year</i> | 65.0 | 207.8 | 83.4 | 142.5 | 78.3 | 119.1 | 84.0 | 106.3 | 67.4 | 144.0 | 91.0 | 85.0 |
| OLIFANTS RIVER | 159 902 | 165 603 | 205 150 | 178 590 | 181 445 | 198 618 | 209 805 | 220 703 | 212 172 | 204 413 | 216 678 | 214 634 |
| <i>trend (%) on previous year</i> | 92.4 | 103.6 | 123.9 | 87.1 | 101.6 | 109.5 | 105.6 | 105.2 | 96.1 | 96.3 | 106.0 | 105.0 |
| MALMESBURY | 80 689 | 80 026 | 109 118 | 103 947 | 98 663 | 118 076 | 117 020 | 131 049 | 122 123 | 110 945 | 129 806 | 125 368 |
| <i>trend (%) on previous year</i> | 88.5 | 99.2 | 136.4 | 95.3 | 94.9 | 119.7 | 99.1 | 112.0 | 93.2 | 90.8 | 117.0 | 113.0 |
| LITTLE KAROO | 36 500 | 42 020 | 42 301 | 44 522 | 37 220 | 37 051 | 47 348 | 40 980 | 43 664 | 34 644 | 39 148 | 38 455 |
| <i>trend (%) on previous year</i> | 88.0 | 115.1 | 100.7 | 105.3 | 83.6 | 99.5 | 127.8 | 86.6 | 106.6 | 79.3 | 113.0 | 111.0 |
| PAARL | 123 572 | 105 287 | 144 833 | 138 802 | 138 796 | 145 937 | 152 855 | 156 015 | 146 722 | 121 822 | 135 266 | 131 568 |
| <i>trend (%) on previous year</i> | 96.5 | 85.2 | 137.6 | 95.8 | 100.0 | 105.1 | 104.7 | 102.1 | 94.0 | 83.0 | 111.0 | 108.0 |
| ROBERTSON | 141 267 | 165 304 | 176 440 | 184 095 | 158 679 | 166 782 | 196 796 | 204 619 | 204 271 | 174 428 | 194 569 | 188 382 |
| <i>trend (%) on previous year</i> | 87.7 | 117.0 | 106.7 | 104.3 | 86.2 | 105.1 | 118.0 | 104.0 | 99.8 | 85.4 | 111.5 | 108.0 |
| STELLENBOSCH | 98 514 | 76 999 | 114 285 | 115 276 | 115 229 | 122 742 | 113 740 | 121 346 | 125 006 | 103 605 | 122 254 | 115 002 |
| <i>trend (%) on previous year</i> | 93.3 | 78.2 | 148.4 | 100.9 | 100.0 | 106.5 | 92.7 | 106.7 | 103.0 | 82.9 | 118.0 | 111.0 |
| BREDEKLOOF | 142 867 | 147 926 | 161 658 | 196 521 | 166 887 | 190 514 | 214 036 | 223 241 | 222 125 | 208 127 | 216 452 | 208 127 |
| <i>trend (%) on previous year</i> | 92.8 | 103.5 | 109.3 | 172.0 | 144.8 | 114.2 | 112.3 | 104.3 | 99.5 | 93.7 | 104.0 | 100.0 |
| WORCESTER | 110 714 | 123 290 | 135 207 | 144 238 | 113 164 | 129 490 | 138 292 | 155 996 | 155 849 | 136 050 | 146 254 | 145 574 |
| <i>trend (%) on previous year</i> | 95.8 | 111.4 | 109.7 | 126.2 | 98.2 | 114.4 | 106.8 | 112.8 | 99.9 | 87.3 | 107.5 | 107.0 |
| TOTAL TONS (INDUSTRY) | 977 461 | 1 079 875 | 1 233 689 | 1 312 184 | 1 171 632 | 1 301 579 | 1 351 447 | 1 425 613 | 1 347 621 | 1 260 591 | 1 351 994 | 1 308 683 |
| <i>trend (%) on previous year</i> | 89.0 | 110.5 | 114.2 | 106.4 | 89.3 | 111.1 | 103.8 | 105.5 | 94.5 | 93.5 | 107.3 | 103.8 |
| LITRES PER GROSS TON | 764 | 772 | 775 | 774 | 773 | 778 | 772 | 764 | 767 | 778 | 772 | 772 |
| WINE PRODUCTION MILLION GROSS LITRES | 746.5 | 834.2 | 956.0 | 1 015.7 | 905.2 | 1 013.0 | 1 043.5 | 1 089.0 | 1 033.4 | 980.9 | 1 043.6 | 1 010.2 |

HARVEST AND SALES ESTIMATES

| WINE PRODUCED | Average % alc/vol 2010 | million gross litres | | | | | | | Trend 2011/ 2010 |
|---|------------------------------|----------------------|----------------|----------------|----------------|----------------|--------------|----------------|------------------------|
| | | 2005 | 2006 | 2007 | 2008 | 2009 | Estimate | | |
| | | | | | | | 2010 | 2011 | |
| Wine | | 628.5 | 709.7 | 730.4 | 763.3 | 805.1 | 771.2 | 790.7 | 102.5 |
| Wine for brandy | 11.61 | 82.9 | 82.1 | 101.5 | 86.6 | 71.4 | 37.6 | 35.5 | 94.5 |
| Grape juice concentrate and grape juice | 10.80 | 64.6 | 73.2 | 65.2 | 72.5 | 34.8 | 59.2 | 58.4 | 98.6 |
| Distilling wine | 9.71 | 129.2 | 147.9 | 146.4 | 166.6 | 122.1 | 112.9 | 125.6 | 111.2 |
| Total | | 905.2 | 1 013.0 | 1 043.5 | 1 089.0 | 1 033.4 | 980.9 | 1 010.2 | 103.0 |

| WINE MARKET REQUIREMENT | million gross litres | | | | | | | Trend 2011/ 2010 |
|---|----------------------|--------------|--------------|--------------|--------------|--------------|--------------|------------------------|
| | 2005 | 2006 | 2007 | 2008 | 2009 | Estimate | | |
| | | | | | | 2010 | 2011 | |
| Producer sales to wholesalers: Wine in bulk | 419.1 | 407.6 | 441.3 | 539.0 | 508.4 | 487.0 | | 0.0 |
| Grapes | 67.5 | 71.8 | 67.2 | 70.9 | 71.0 | 62.8 | | 0.0 |
| | 486.6 | 479.4 | 508.5 | 610.0 | 579.4 | 549.9 | | 0.0 |
| Direct producer sales (packaged wine) and exports | 148.2 | 155.4 | 173.4 | 200.1 | 196.5 | 203.3 | | 0.0 |
| Total | 634.8 | 634.8 | 681.9 | 810.0 | 775.9 | 753.2 | 751.0 | 99.7 |
| Wine imported in bulk by wholesalers* | 15.4 | 11.3 | 9.2 | 11.0 | 12.3 | 9.8 | 12.0 | 122.5 |
| Total wine market requirement | 650.2 | 646.1 | 691.1 | 821.1 | 788.3 | 763.0 | 763.0 | 100.0 |

* must for sweetening purposes included

| WINE PRODUCTION AND SALES | million gross litres | | | | | | | Trend 2011/ 2010 |
|---|----------------------|--------------|--------------|--------------|--------------|--------------|--------------|------------------------|
| | 2005 | 2006 | 2007 | 2008 | 2009 | Estimate | | |
| | | | | | | 2010 | 2011 | |
| Total wine stock at private and producer cellars on 1 Jan | | | | | | 361.7 | 348.8 | |
| Wine production | 628.5 | 709.7 | 730.4 | 763.3 | 805.1 | 771.2 | 790.7 | 102.5 |
| Natural wine and must for sweetening imported by private and producer cellars | 3.7 | 7.0 | 3.7 | 8.0 | 3.8 | 0.0 | 2.4 | |
| Minus: Sales | 634.8 | 634.8 | 681.9 | 810.0 | 775.9 | 753.2 | 751.0 | 99.7 |
| Transfers (previous vintages) | 5.4 | 3.6 | 10.2 | 6.1 | 5.7 | 5.0 | 5.0 | 100.0 |
| Lees destroyed/shortages | 17.7 | 18.2 | 22.7 | 23.6 | 25.9 | 25.9 | 25.9 | 100.0 |
| Total wine stock at private and producer cellars on 31 Dec | 339.4 | 403.1 | 425.2 | 357.2 | 361.7 | 348.8 | 360.0 | 103.2 |
| Total wine stock at producer cellars on 31 Dec | 221.1 | 278.4 | 295.4 | 236.2 | 232.7 | | | |
| Total wine stock at private cellars on 31 Dec | 118.3 | 124.6 | 129.8 | 121.0 | 129.0 | | | |

| DISTILLING WINE MARKET REQUIREMENT | million litres @ 10% alc/vol | | | | | | | Trend 2011/ 2010 |
|--|------------------------------|--------------|--------------|--------------|--------------|--------------|--------------|------------------------|
| | 2005 | 2006 | 2007 | 2008 | 2009 | Estimate | | |
| | | | | | | 2010 | 2011 | |
| Ex industry | 130.3 | 148.5 | 154.6 | 168.0 | 129.7 | 115.5 | 127.8 | 110.7 |
| Ex import (current year) | 24.3 | 31.1 | 39.6 | 10.4 | 4.1 | 20.3 | 34.2 | 168.5 |
| Ex import (previous year) | 30.0 | 10.0 | - | | | | | |
| Ex pool | 1.8 | 1.4 | 0.04 | 0.46 | 0.02 | 0.02 | 0.02 | 100.0 |
| Total | 186.4 | 191.0 | 194.2 | 178.8 | 133.8 | 135.8 | 162.0 | 119.3 |
| Pool deliveries | 1.8 | 1.4 | 0.04 | 0.46 | 0.02 | 0.02 | 0.02 | 100.0 |
| Ex import (destined for following year's market requirement) | 10.0 | | | | | | | |

DOMESTIC SALES AND EXPORTS OF NATURAL WINE

DOMESTIC SALES OF NATURAL WINE

GROSS LITRES

| | 1 MONTH | | | 3 MONTHS | | | 6 MONTHS | | | | 12 MONTHS | | | | MARKET SHARE | |
|------------------|-------------------|-------------------|--------------|-------------------|-------------------|--------------|--------------------|--------------------|--------------|--------------------|--------------------|--------------|---------------|----------|--------------|----------|
| | NOV 2009 | NOV 2010 | TREND | SEP 2009 | SEP 2010 | TREND | JUN 2009 | JUN 2010 | TREND | DEC 2008 | DEC 2009 | TREND | DEC 2009 | NOV 2010 | DEC 2009 | NOV 2010 |
| | | | | | | | | | | | | | | | | |
| Wholesalers | 13 778 658 | 15 598 985 | 113.2 | 40 284 436 | 43 398 362 | 107.7 | 79 368 878 | 81 971 858 | 103.3 | 156 468 268 | 157 708 128 | 100.8 | 52.18 | | | |
| Private Cellars | 3 632 055 | 4 769 158 | 131.3 | 10 309 547 | 12 344 712 | 119.7 | 19 363 126 | 22 236 611 | 114.8 | 39 424 820 | 42 316 273 | 107.3 | 14.00 | | | |
| Producer Cellars | 10 557 483 | 10 211 309 | 96.7 | 26 094 422 | 27 464 216 | 105.2 | 50 776 653 | 52 921 771 | 104.2 | 100 735 594 | 102 230 568 | 101.5 | 33.82 | | | |
| TOTAL | 27 968 196 | 30 579 452 | 109.3 | 76 688 405 | 83 207 290 | 108.5 | 149 508 657 | 157 130 240 | 105.1 | 296 628 682 | 302 254 969 | 101.9 | 100.00 | | | |

Included in these figures are the sales of locally bottled imported natural wine

EXPORT OF NATURAL WINE

GROSS LITRES

| | 1 MONTH | | | 3 MONTHS | | | 6 MONTHS | | | | 12 MONTHS | | | | MARKET SHARE | |
|--------------|-------------------|-------------------|-------------|--------------------|-------------------|-------------|--------------------|--------------------|-------------|--------------------|--------------------|-------------|---------------|----------|--------------|----------|
| | NOV 2009 | NOV 2010 | TREND | SEP 2009 | SEP 2010 | TREND | JUN 2009 | JUN 2010 | TREND | DEC 2008 | DEC 2009 | TREND | DEC 2009 | NOV 2010 | DEC 2009 | NOV 2010 |
| | | | | | | | | | | | | | | | | |
| TOTAL | 30 453 831 | 29 300 656 | 96.2 | 104 220 495 | 90 170 455 | 86.5 | 215 433 661 | 204 132 380 | 94.8 | 390 000 612 | 373 643 154 | 95.8 | 100.00 | | | |

DOMESTIC SALES AND EXPORT OF NATURAL WINE

GROSS LITRES

| | 1 MONTH | | | 3 MONTHS | | | 6 MONTHS | | | | 12 MONTHS | | | | MARKET SHARE | |
|--------------|-------------------|-------------------|--------------|--------------------|--------------------|-------------|--------------------|--------------------|-------------|--------------------|--------------------|-------------|---------------|----------|--------------|----------|
| | NOV 2009 | NOV 2010 | TREND | SEP 2009 | SEP 2010 | TREND | JUN 2009 | JUN 2010 | TREND | DEC 2008 | DEC 2009 | TREND | DEC 2009 | NOV 2010 | DEC 2009 | NOV 2010 |
| | | | | | | | | | | | | | | | | |
| TOTAL | 58 422 027 | 59 880 108 | 102.5 | 180 908 900 | 173 377 745 | 95.8 | 364 942 318 | 361 262 620 | 99.0 | 686 629 294 | 675 898 123 | 98.4 | 100.00 | | | |

SOURCE FOR EXPORT FIGURES: DEPARTMENT OF AGRICULTURE, FORESTRY AND FISHERIES, DIRECTORATE FOOD SAFETY AND QUALITY ASSURANCE

PRICE RANGES IN WHICH WINE WERE SOLD LOCALLY IN BULK ACCORDING TO REGION FOR THE PERIOD JANUARY TO NOVEMBER 2010

| TYPE | ORANGE RIVER | | ULIFANT'S RIVER | | MALMESBURY | | LITTLE KAROO | | PAARL | | ROBERTSON | | STELLENBOSCH | | WORCESTER | | BREEDERSLOOF | | INDUSTRY 2010 | | INDUSTRY 2009 | | | | | | | | | | | | | | |
|--------------------|--------------|-----------|-----------------|-----------|------------|-----------|--------------|-----------|--------|-----------|-----------|-----------|--------------|-----------|-----------|-----------|--------------|-----------|---------------|-----------|---------------|-----------|-------|--------|-----------|-------|--------|------------|-------|--------|---------|-----|--------|-----|--------|
| | LITRES | AVE PRICE | LITRES | AVE PRICE | LITRES | AVE PRICE | LITRES | AVE PRICE | LITRES | AVE PRICE | LITRES | AVE PRICE | LITRES | AVE PRICE | LITRES | AVE PRICE | LITRES | AVE PRICE | LITRES | AVE PRICE | LITRES | AVE PRICE | | | | | | | | | | | | | |
| Cabernet Sauvignon | | | | | | | | | | | | | | | | | | | | | | | | | | | | | | | | | | | |
| 100 - <150 | | | | | | | | | | | | | | | | | | | | | | | | | | | | | | | | | | | |
| 200 - <250 | | | | | | | | | | | | | | | | | | | | | | | | | | | | | | | | | | | |
| 250 - <300 | | | | | | | | | | | | | | | | | | | | | | | | | | | | | | | | | | | |
| 300 - <350 | | | | | | | | | | | | | | | | | | | | | | | | | | | | | | | | | | | |
| 350 - <400 | 86 860 | 100.0 | 434.10 | | | | | | | | | | | | | | | | | | | | | | | | | | | | | | | | |
| 400 - <450 | | | | | | | | | | | | | | | | | | | | | | | | | | | | | | | | | | | |
| 450 - <500 | | | | | | | | | | | | | | | | | | | | | | | | | | | | | | | | | | | |
| 500 - <550 | | | | | | | | | | | | | | | | | | | | | | | | | | | | | | | | | | | |
| 550 - <600 | | | | | | | | | | | | | | | | | | | | | | | | | | | | | | | | | | | |
| 600 - <650 | | | | | | | | | | | | | | | | | | | | | | | | | | | | | | | | | | | |
| 650 - <700 | | | | | | | | | | | | | | | | | | | | | | | | | | | | | | | | | | | |
| 700 - <750 | | | | | | | | | | | | | | | | | | | | | | | | | | | | | | | | | | | |
| 750 - <800 | | | | | | | | | | | | | | | | | | | | | | | | | | | | | | | | | | | |
| 800 - <850 | | | | | | | | | | | | | | | | | | | | | | | | | | | | | | | | | | | |
| 850 - <900 | | | | | | | | | | | | | | | | | | | | | | | | | | | | | | | | | | | |
| 900 - <950 | | | | | | | | | | | | | | | | | | | | | | | | | | | | | | | | | | | |
| 950 - <1000 | | | | | | | | | | | | | | | | | | | | | | | | | | | | | | | | | | | |
| >1000 | | | | | | | | | | | | | | | | | | | | | | | | | | | | | | | | | | | |
| TOTAL | 86 860 | 100.0 | 434.10 | 989 730 | 100.0 | 524.59 | 587 777 | 100.0 | 692.53 | 241 149 | 100.0 | 525.69 | 2 882 352 | 100.0 | 625.81 | 4 908 627 | 100.0 | 573.09 | 3 876 346 | 100.0 | 675.86 | 2 491 124 | 100.0 | 523.29 | 5 742 055 | 100.0 | 539.32 | 21 806 020 | 100.0 | 583.69 | 144 635 | 1.4 | 374.79 | 140 | 300.00 |
| Cabernet Franc | | | | | | | | | | | | | | | | | | | | | | | | | | | | | | | | | | | |
| 300 - <350 | | | | | | | | | | | | | | | | | | | | | | | | | | | | | | | | | | | |
| 350 - <400 | | | | | | | | | | | | | | | | | | | | | | | | | | | | | | | | | | | |
| 400 - <450 | | | | | | | | | | | | | | | | | | | | | | | | | | | | | | | | | | | |
| 450 - <500 | | | | | | | | | | | | | | | | | | | | | | | | | | | | | | | | | | | |
| 500 - <550 | | | | | | | | | | | | | | | | | | | | | | | | | | | | | | | | | | | |
| 550 - <600 | | | | | | | | | | | | | | | | | | | | | | | | | | | | | | | | | | | |
| 600 - <650 | | | | | | | | | | | | | | | | | | | | | | | | | | | | | | | | | | | |
| 650 - <700 | | | | | | | | | | | | | | | | | | | | | | | | | | | | | | | | | | | |
| 700 - <750 | | | | | | | | | | | | | | | | | | | | | | | | | | | | | | | | | | | |
| 750 - <800 | | | | | | | | | | | | | | | | | | | | | | | | | | | | | | | | | | | |
| >1000 | | | | | | | | | | | | | | | | | | | | | | | | | | | | | | | | | | | |
| TOTAL | | | | | | | | | | | | | | | | | | | | | | | | | | | | | | | | | | | |
| Ruby Cabernet | | | | | | | | | | | | | | | | | | | | | | | | | | | | | | | | | | | |
| 200 - <250 | | | | | | | | | | | | | | | | | | | | | | | | | | | | | | | | | | | |
| 250 - <300 | | | | | | | | | | | | | | | | | | | | | | | | | | | | | | | | | | | |
| 300 - <350 | | | | | | | | | | | | | | | | | | | | | | | | | | | | | | | | | | | |
| 350 - <400 | 108 400 | 28.6 | 381.99 | | | | | | | | | | | | | | | | | | | | | | | | | | | | | | | | |
| 400 - <450 | 270 550 | 71.4 | 425.96 | | | | | | | | | | | | | | | | | | | | | | | | | | | | | | | | |
| 450 - <500 | | | | | | | | | | | | | | | | | | | | | | | | | | | | | | | | | | | |
| 500 - <550 | | | | | | | | | | | | | | | | | | | | | | | | | | | | | | | | | | | |
| 550 - <600 | | | | | | | | | | | | | | | | | | | | | | | | | | | | | | | | | | | |
| 600 - <650 | | | | | | | | | | | | | | | | | | | | | | | | | | | | | | | | | | | |
| 700 - <750 | | | | | | | | | | | | | | | | | | | | | | | | | | | | | | | | | | | |
| >1000 | | | | | | | | | | | | | | | | | | | | | | | | | | | | | | | | | | | |
| TOTAL | 378 950 | 100.0 | 413.39 | 728 355 | 100.0 | 464.65 | 178 390 | 100.0 | 472.90 | 487 700 | 100.0 | 481.94 | 308 890 | 100.0 | 510.17 | 2 369 602 | 100.0 | 482.61 | 1 315 396 | 100.0 | 569.13 | 1 315 396 | 100.0 | 442.36 | 2 516 143 | 100.0 | 464.07 | 8 584 226 | 100.0 | 418.68 | | | | | |

| TYPE | PRICE RANGE ZAR/HL OF C/l | ORANGE RIVER | | ULIFANTS RIVER | | MALMSBURY | | LITTLE KAROO | | PAARL | | ROBERTSON | | STELLENBOSCH | | WORCESTER | | BREEDKLOOF | | INDUSTRY 2010 | | INDUSTRY 2009 | | | | | | | | |
|----------------|------------------------------|--------------|-------|----------------|-----------|-----------|--------|--------------|-------|-----------|-----------|-----------|--------|--------------|-------|-----------|-----------|------------|--------|---------------|-------|---------------|-----------|--------|--------|------------|--------|--------|-------|--------|
| | | LITRES | % | AVE PRICE | % | AVE PRICE | % | LITRES | % | AVE PRICE | % | LITRES | % | AVE PRICE | % | LITRES | % | AVE PRICE | % | LITRES | % | AVE PRICE | % | LITRES | % | AVE PRICE | % | | | |
| Merlot | 150 - <200 | | | | | | | | | | | | | | | | | | | | | | | | | | | | | |
| | 250 - <300 | | | | | | | | | | | | | | | | | | | | | | | | | | | | | |
| | 300 - <350 | | | | | | | | | | | | | | | | | | | | | | | | | | | | | |
| | 350 - <400 | | | | | | | | | | | | | | | | | | | | | | | | | | | | | |
| | 400 - <450 | 46 500 | 82.1 | 400.00 | 172 160 | 18.8 | 433.59 | 35727 | 8.5 | 422.95 | 4 757 | 0.2 | 430.00 | 214 669 | 13.4 | 424.12 | 140 084 | 7.6 | 407.14 | 82 421 | 2.0 | 424.95 | 2 699 28 | 1.8 | 370.96 | 7.9 | 360.63 | | | |
| | 450 - <500 | 10 150 | 17.9 | 450.00 | 459 000 | 50.1 | 474.36 | 10 180 | 2.4 | 450.00 | 10 280 | 0.5 | 450.00 | 171 304 | 10.7 | 463.28 | 144 999 | 3.7 | 477.17 | 137 507 | 7.4 | 456.70 | 1 020 041 | 6.6 | 424.50 | 16.5 | 416.29 | | | |
| | 500 - <550 | | | | | | | | | | | | | | | | | | | | | | | | | | | | | |
| | 550 - <600 | | | | | | | | | | | | | | | | | | | | | | | | | | | | | |
| | 600 - <650 | | | | | | | | | | | | | | | | | | | | | | | | | | | | | |
| | 650 - <700 | | | | | | | | | | | | | | | | | | | | | | | | | | | | | |
| | 700 - <750 | | | | | | | | | | | | | | | | | | | | | | | | | | | | | |
| | 750 - <800 | | | | | | | | | | | | | | | | | | | | | | | | | | | | | |
| | 800 - <850 | | | | | | | | | | | | | | | | | | | | | | | | | | | | | |
| | 850 - <900 | | | | | | | | | | | | | | | | | | | | | | | | | | | | | |
| | 900 - <950 | | | | | | | | | | | | | | | | | | | | | | | | | | | | | |
| | 950 - <1000 | | | | | | | | | | | | | | | | | | | | | | | | | | | | | |
| | >1000 | | | | | | | | | | | | | | | | | | | | | | | | | | | | | |
| TOTAL | | 56 650 | 100.0 | 408.96 | 915 790 | 100.0 | 489.28 | 419 840 | 100.0 | 616.92 | 2 011 997 | 100.0 | 595.67 | 1 604 164 | 100.0 | 531.64 | 3 890 275 | 100.0 | 615.69 | 1 856 381 | 100.0 | 516.64 | 4 135 543 | 100.0 | 516.84 | 15 378 050 | 100.0 | 555.94 | 100.0 | 495.26 |
| Shiraz (Syrah) | 250 - <300 | | | | | | | | | | | | | | | | | | | | | | | | | | | | | |
| | 300 - <350 | | | | | | | | | | | | | | | | | | | | | | | | | | | | | |
| | 350 - <400 | | | | | | | | | | | | | | | | | | | | | | | | | | | | | |
| | 400 - <450 | 51 750 | 100.0 | 400.00 | 81 500 | 4.5 | 371.00 | 113 450 | 4.3 | 425.00 | 1 150 | 0.0 | 300.00 | 154 002 | 5.4 | 421.70 | 116 900 | 0.7 | 389.00 | 2 180 | 0.1 | 350.00 | 62 240 | 1.2 | 365.00 | 1 632 720 | 0.8 | 370.40 | 4.3 | 360.52 |
| | 450 - <500 | | | | | | | | | | | | | | | | | | | | | | | | | | | | | |
| | 500 - <550 | | | | | | | | | | | | | | | | | | | | | | | | | | | | | |
| | 550 - <600 | | | | | | | | | | | | | | | | | | | | | | | | | | | | | |
| | 600 - <650 | | | | | | | | | | | | | | | | | | | | | | | | | | | | | |
| | 650 - <700 | | | | | | | | | | | | | | | | | | | | | | | | | | | | | |
| | 700 - <750 | | | | | | | | | | | | | | | | | | | | | | | | | | | | | |
| | 750 - <800 | | | | | | | | | | | | | | | | | | | | | | | | | | | | | |
| | 800 - <850 | | | | | | | | | | | | | | | | | | | | | | | | | | | | | |
| | 850 - <900 | | | | | | | | | | | | | | | | | | | | | | | | | | | | | |
| | 900 - <950 | | | | | | | | | | | | | | | | | | | | | | | | | | | | | |
| | 950 - <1000 | | | | | | | | | | | | | | | | | | | | | | | | | | | | | |
| | >1000 | | | | | | | | | | | | | | | | | | | | | | | | | | | | | |
| TOTAL | | 51 750 | 100.0 | 400.00 | 1 796 805 | 100.0 | 501.32 | 2 637 479 | 100.0 | 754.81 | 3 191 514 | 100.0 | 649.33 | 2 838 670 | 100.0 | 607.23 | 2 640 450 | 100.0 | 666.08 | 2 242 756 | 100.0 | 534.82 | 5 116 271 | 100.0 | 522.04 | 20 703 338 | 100.0 | 600.75 | 100.0 | 560.82 |
| Pinotage | 250 - <300 | | | | | | | | | | | | | | | | | | | | | | | | | | | | | |
| | 300 - <350 | | | | | | | | | | | | | | | | | | | | | | | | | | | | | |
| | 350 - <400 | | | | | | | | | | | | | | | | | | | | | | | | | | | | | |
| | 400 - <450 | 27 610 | 100.0 | 425.21 | 67 320 | 3.8 | 365.00 | 29 480 | 2.6 | 400.00 | 20 000 | 1.0 | 300.00 | 72 771 | 6.5 | 426.98 | 144 327 | 7.1 | 421.67 | 487 837 | 32.8 | 412.85 | 28 080 | 0.9 | 350.00 | 20 000 | 0.2 | 300.00 | 2.0 | 269.55 |
| | 450 - <500 | | | | | | | | | | | | | | | | | | | | | | | | | | | | | |
| | 500 - <550 | | | | | | | | | | | | | | | | | | | | | | | | | | | | | |
| | 550 - <600 | | | | | | | | | | | | | | | | | | | | | | | | | | | | | |
| | 600 - <650 | | | | | | | | | | | | | | | | | | | | | | | | | | | | | |
| | 650 - <700 | | | | | | | | | | | | | | | | | | | | | | | | | | | | | |
| | 700 - <750 | | | | | | | | | | | | | | | | | | | | | | | | | | | | | |
| | 750 - <800 | | | | | | | | | | | | | | | | | | | | | | | | | | | | | |
| | 800 - <850 | | | | | | | | | | | | | | | | | | | | | | | | | | | | | |
| | 850 - <900 | | | | | | | | | | | | | | | | | | | | | | | | | | | | | |
| | 900 - <950 | | | | | | | | | | | | | | | | | | | | | | | | | | | | | |
| | 950 - <1000 | | | | | | | | | | | | | | | | | | | | | | | | | | | | | |
| | >1000 | | | | | | | | | | | | | | | | | | | | | | | | | | | | | |
| TOTAL | | 27 610 | 100.0 | 425.21 | 1 768 310 | 100.0 | 480.89 | 1 123 240 | 100.0 | 566.53 | 2 049 329 | 100.0 | 590.91 | 1 114 959 | 100.0 | 545.62 | 2 039 986 | 100.0 | 628.88 | 1 485 657 | 100.0 | 464.68 | 3 092 705 | 100.0 | 498.71 | 13 105 726 | 100.0 | 555.01 | 100.0 | 472.69 |
| Juice | TOTAL | | | | | | | | | | | | | | | | | | | | | | | | | | | | | |

| TYPE | PRICE RANGE ZAR / HL OF C / l | ORANGE RIVER | | ULIFANTS RIVER | | MALMESBURY | | LITTLE KAROO | | PAARL | | ROBERTSON | | STELLENBOSCH | | WORCESTER | | BREEDERKLOOF | | INDUSTRY 2010 | | INDUSTRY 2009 | | | | | | |
|------------------|----------------------------------|--------------|-----------|----------------|-----------|------------|-----------|--------------|-----------|--------|-----------|-----------|-----------|--------------|-----------|-----------|-----------|--------------|-----------|---------------|------------|---------------|-----------|------------|-----------|--------|-------|--------|
| | | LITRES | AVE PRICE | LITRES | AVE PRICE | LITRES | AVE PRICE | LITRES | AVE PRICE | LITRES | AVE PRICE | LITRES | AVE PRICE | LITRES | AVE PRICE | LITRES | AVE PRICE | LITRES | AVE PRICE | LITRES | AVE PRICE | LITRES | AVE PRICE | LITRES | AVE PRICE | | | |
| Charbonnay* | 200 - <250 | 10 000 | 100.0 | 300.00 | | | | | | | | | | | | | | | | | | | | | | | | |
| | 250 - <300 | | | | | 84 430 | 9.6 | 414.20 | | | | | | | | | | | | | | | | | | | | |
| | 300 - <350 | | | | | 313 204 | 35.7 | 461.13 | | | | | | | | | | | | | | | | | | | | |
| | 350 - <400 | | | | | 4 450 | 0.5 | 500.00 | | | | | | | | | | | | | | | | | | | | |
| | 400 - <450 | | | | | 232 020 | 29.5 | 525.99 | | | | | | | | | | | | | | | | | | | | |
| | 450 - <500 | | | | | 72 260 | 9.2 | 550.00 | | | | | | | | | | | | | | | | | | | | |
| | 500 - <550 | | | | | 6 660 | 0.8 | 600.00 | | | | | | | | | | | | | | | | | | | | |
| | 550 - <600 | | | | | 6 660 | 0.8 | 650.00 | | | | | | | | | | | | | | | | | | | | |
| | 600 - <650 | | | | | 116 420 | 13.3 | 650.00 | | | | | | | | | | | | | | | | | | | | |
| | 650 - <700 | | | | | 5 197 | 0.6 | 700.00 | | | | | | | | | | | | | | | | | | | | |
| | 700 - <750 | | | | | 20 881 | 2.4 | 800.00 | | | | | | | | | | | | | | | | | | | | |
| | 750 - <800 | | | | | | | | | | | | | | | | | | | | | | | | | | | |
| | 800 - <850 | | | | | | | | | | | | | | | | | | | | | | | | | | | |
| | 850 - <900 | | | | | | | | | | | | | | | | | | | | | | | | | | | |
| | 900 - <950 | | | | | | | | | | | | | | | | | | | | | | | | | | | |
| | > 1000 | | | | | | | | | | | | | | | | | | | | | | | | | | | |
| | TOTAL | 10 000 | 100.0 | 300.00 | 786 897 | 100.0 | 459.60 | 540.31 | 500 520 | 100.0 | 415.38 | 1 471 142 | 100.0 | 570.20 | 7 254 494 | 100.0 | 617.40 | 3 903 067 | 100.0 | 512.65 | 5 765 012 | 100.0 | 515.17 | 20 838 723 | 100.0 | 528.39 | 100.0 | 523.90 |
| Juice | TOTAL | | | | | | | | | | | | | | | | | | | | | | | | | | | |
| Savignion blanc* | 100 - <150 | | | | | | | | | | | | | | | | | | | | | | | | | | | |
| | 150 - <200 | | | | | | | | | | | | | | | | | | | | | | | | | | | |
| | 250 - <300 | | | | | 5 900 | 0.5 | 300.00 | | | | | | | | | | | | | | | | | | | | |
| | 300 - <350 | | | | | 30 350 | 2.5 | 370.00 | | | | | | | | | | | | | | | | | | | | |
| | 350 - <400 | | | | | 199 675 | 16.5 | 420.34 | | | | | | | | | | | | | | | | | | | | |
| | 400 - <450 | | | | | 532 808 | 44.0 | 488.07 | | | | | | | | | | | | | | | | | | | | |
| | 450 - <500 | | | | | 263 460 | 21.7 | 509.33 | | | | | | | | | | | | | | | | | | | | |
| | 500 - <550 | | | | | 92 754 | 7.7 | 554.25 | | | | | | | | | | | | | | | | | | | | |
| | 550 - <600 | | | | | 86 480 | 7.1 | 603.24 | | | | | | | | | | | | | | | | | | | | |
| | 600 - <650 | | | | | | | | | | | | | | | | | | | | | | | | | | | |
| | 650 - <700 | | | | | | | | | | | | | | | | | | | | | | | | | | | |
| | 700 - <750 | | | | | | | | | | | | | | | | | | | | | | | | | | | |
| | 750 - <800 | | | | | | | | | | | | | | | | | | | | | | | | | | | |
| | 800 - <850 | | | | | | | | | | | | | | | | | | | | | | | | | | | |
| | 850 - <900 | | | | | | | | | | | | | | | | | | | | | | | | | | | |
| | 900 - <950 | | | | | | | | | | | | | | | | | | | | | | | | | | | |
| | > 1000 | | | | | | | | | | | | | | | | | | | | | | | | | | | |
| | TOTAL | 1 627 510 | 100.0 | 273.12 | 6 416 470 | 100.0 | 346.30 | 390.39 | 1 854 020 | 100.0 | 395.51 | 6 635 436 | 100.0 | 470.13 | 7 839 168 | 100.0 | 367.69 | 4 486 996 | 100.0 | 349.36 | 20 497 347 | 100.0 | 356.73 | 65 835 655 | 100.0 | 368.18 | 100.0 | 350.23 |
| Juice | TOTAL | | | | | | | | | | | | | | | | | | | | | | | | | | | |

| TYPE | PRICE RANGE ZAR / HL OF C / l | ORANGE RIVER | | OLIFANTS RIVER | | MALMSBURY | | LITTLE KAROO | | PAARL | | ROBERTSON | | STELLENBOSCH | | WORCESTER | | BREEDKLOOF | | INDUSTRY 2010 | | INDUSTRY 2009 | | | | |
|---------------------|----------------------------------|--------------|-------|----------------|--------|-----------|--------------|--------------|-------|--------------|---------|-----------|--------------|--------------|-------|--------------|---------|------------|--------------|---------------|-------|---------------|---------|-------|--------|--------|
| | | LITRES | % | AVE PRICE | LITRES | % | AVE PRICE | LITRES | % | AVE PRICE | LITRES | % | AVE PRICE | LITRES | % | AVE PRICE | LITRES | % | AVE PRICE | LITRES | % | AVE PRICE | LITRES | % | | |
| Fortified | 150 - <200 | | | | | 10993 | 7.6 | 185.00 | 14441 | 1.3 | 185.00 | 7482 | 0.3 | 185.00 | | | 13253 | 0.7 | 182.72 | 53700 | 2.2 | 182.63 | 99269 | 1.1 | 183.35 | |
| | 200 - <250 | | | | | | | | | | | | | | | | | | | | | | | | | |
| | 250 - <300 | | | | | | | | | | | | | | | | | | | | | | | | | |
| | 300 - <350 | | | 9190 | 1.4 | 270.00 | | | | | | | | | | | | | | | | | | | | |
| | 350 - <400 | 23513 | 27.5 | 390.00 | 97284 | 14.4 | 390.00 | 64145 | 6.0 | 300.00 | 12883 | 0.5 | 300.00 | 4948 | 0.2 | 320.00 | 142774 | 7.7 | 370.00 | 4948 | 0.2 | 320.00 | 81976 | 0.9 | 301.21 | |
| | 400 - <450 | 62077 | 72.5 | 400.00 | 142549 | 21.0 | 413.43 | 141997 | 13.2 | 428.59 | 562961 | 23.4 | 378.54 | 47502 | 100.0 | 400.00 | 809471 | 43.9 | 402.80 | 684560 | 28.7 | 379.10 | 1551463 | 17.8 | 378.67 | |
| | 450 - <500 | | | | 275592 | 40.4 | 450.00 | 761449 | 71.0 | 452.94 | 1577401 | 65.5 | 450.00 | | | | 880435 | 47.7 | 450.00 | 341589 | 14.3 | 450.00 | 2623230 | 30.1 | 405.33 | |
| | 500 - <550 | | | | | | | | | | 36110 | 1.5 | 500.00 | | | | | | | | | | | | | |
| | 550 - <600 | | | | 112733 | 16.6 | 550.00 | 65218 | 6.1 | 550.00 | 18641 | 0.8 | 600.00 | | | | | | | | | | | | | |
| | 600 - <650 | | | | 41511 | 6.1 | 630.00 | | | | 6024 | 0.3 | 670.00 | | | | | | | | | | | | | |
| | 650 - <700 | | | | | | | | | | | | | | | | | | | | | | | | | |
| | 700 - <750 | | | | | | | | | | | | | | | | | | | | | | | | | |
| | 750 - <800 | | | | | | | | | | | | | | | | | | | | | | | | | |
| | 800 - <850 | | | | | | | 13527 | 1.3 | 800.00 | | | | | | | | | | | | | | | | |
| | 850 - <900 | | | | 779 | 0.1 | 865.00 | | | | | | | | | | | | | | | | | | | |
| | 900 - <950 | | | | | | | | | | | | | | | | | | | | | | | | | |
| | 950 - <1000 | | | | | | | | | | | | | | | | | | | | | | | | | |
| | > 1000 | | | | | | | 10944 | 1.0 | 1205.59 | | | | | | | | | | | | | | | | |
| TOTAL | | 85590 | 100.0 | 397.25 | 677638 | 100.0 | 459.39 | 133418 | 92.4 | 1384.00 | 144411 | 100.0 | 1292.73 | 1071721 | 100.0 | 454.93 | 1845434 | 100.0 | 421.21 | 2386572 | 100.0 | 406.58 | 8799071 | 100.0 | 441.47 | |
| All Varieties | AVE PRICER / HL OR C / l | | | 318.95 | 339.27 | 487.77 | | 393.63 | | 504.64 | 452.40 | | 544.70 | | | | 396.16 | | | 411.67 | | | 413.50 | | 384.21 | |
| All red varieties | AVE PRICER / HL OR C / l | | | 394.31 | 402.22 | 604.07 | | 503.81 | | 571.04 | 521.04 | | 613.77 | | | | 476.63 | | | 474.10 | | | 502.30 | | 459.05 | |
| All white varieties | AVE PRICER / HL OR C / l | | | 316.03 | 307.79 | 359.46 | | 352.77 | | 438.01 | 413.80 | | 421.60 | | | | 369.93 | | | 378.27 | | | 365.59 | | 345.44 | |
| ** Wine for brandy | CENT PER LITRE @ 10% ALC/VOL | | | | | | | | | | | | | | | | | | | | | | | | | 236.33 |
| Distilling wine | CENT PER LITRE @ 10% ALC/VOL | | | | | | | | | | | | | | | | | | | | | | | | | 97.84 |

* Including juice

** Price to the point of delivery at the buyers premises

Rebate lease included in price

Prices excluded rebate brandy

AVERAGE PRICES OF WINE SOLD IN BULK ACCORDING TO VINTAGE

| TYPE | PRICE RANGE ZAR / HL OR C / l | 2007 | | | 2008 | | | 2009 | | | JANUARY - NOVEMBER 2010 | | | INDUSTRY GROWTH | | |
|--------------------------|-------------------------------|--------------|----------------|-------------|--------------|----------------|-------------|--------------|----------------|-------------|-------------------------|----------------|-------------|-----------------|-------------|-------------|
| | | 2007 VINTAGE | OTHER VINTAGES | TOTAL | 2008 VINTAGE | OTHER VINTAGES | TOTAL | 2009 VINTAGE | OTHER VINTAGES | TOTAL | 2010 VINTAGE | OTHER VINTAGES | TOTAL | 2008 - 2007 | 2009 - 2008 | 2010 - 2009 |
| Cabernet Sauvignon | LITRES | 7 935 636 | 14 358 025 | 22 293 661 | 12 341 649 | 12 197 317 | 24 538 966 | 13 405 623 | 9 703 396 | 23 109 019 | 13 044 714 | 8 761 306 | 21 806 020 | 10.07 | -5.83 | |
| | AVE PRICE R / HL OR C / l | 419.70 | 436.45 | 430.49 | 450.61 | 452.88 | 451.74 | 545.51 | 531.57 | 539.66 | 565.61 | 580.82 | 583.69 | 4.94 | 19.46 | 8.16 |
| Cabernet Franc | LITRES | 275 262 | 209 266 | 484 528 | 493 354 | 359 653 | 853 007 | 812 212 | 479 030 | 1 291 242 | 591 664 | 404 072 | 995 736 | 76.05 | 51.38 | |
| | AVE PRICE R / HL OR C / l | 456.03 | 411.36 | 436.73 | 432.77 | 346.88 | 396.56 | 477.17 | 399.84 | 448.48 | 540.03 | 512.60 | 528.90 | -9.20 | 13.09 | 17.93 |
| Ruby Cabernet | LITRES | 2 065 812 | 3 814 518 | 5 880 330 | 3 960 930 | 3 596 455 | 7 557 385 | 6 322 028 | 2 620 023 | 8 942 051 | 5 227 679 | 3 356 547 | 8 584 226 | 28.52 | 18.32 | |
| | AVE PRICE R / HL OR C / l | 281.65 | 314.30 | 302.83 | 363.23 | 341.06 | 352.68 | 428.11 | 395.93 | 418.68 | 476.76 | 444.31 | 464.07 | 16.46 | 18.71 | 10.84 |
| Merlot | LITRES | 4 775 152 | 7 574 527 | 12 349 679 | 9 336 451 | 7 804 551 | 17 141 002 | 10 595 732 | 5 420 200 | 16 015 932 | 8 998 464 | 6 379 586 | 15 378 050 | 38.80 | -6.56 | |
| | AVE PRICE R / HL OR C / l | 392.80 | 399.13 | 396.68 | 418.69 | 416.45 | 417.67 | 514.18 | 458.28 | 495.26 | 560.19 | 549.94 | 555.94 | 5.29 | 18.58 | 12.25 |
| Shiraz (Syrah) | LITRES | 8 454 908 | 11 481 854 | 19 936 762 | 14 771 919 | 11 155 721 | 25 927 640 | 16 059 688 | 6 840 929 | 22 900 617 | 12 094 903 | 8 608 435 | 20 703 338 | 30.05 | -11.67 | |
| | AVE PRICE R / HL OR C / l | 446.09 | 466.97 | 458.12 | 485.10 | 454.40 | 471.89 | 548.98 | 588.61 | 560.82 | 576.69 | 634.56 | 600.75 | 3.01 | 18.85 | 7.12 |
| Pinotage | LITRES | 5 254 275 | 7 606 814 | 12 861 089 | 7 562 278 | 8 629 868 | 16 192 146 | 9 920 930 | 5 780 214 | 15 701 144 | 5 781 583 | 5 234 143 | 13 105 726 | 25.90 | -3.03 | |
| | AVE PRICE R / HL OR C / l | 391.10 | 400.54 | 396.68 | 397.41 | 421.32 | 410.15 | 482.73 | 455.45 | 472.69 | 545.13 | 519.78 | 535.01 | 3.40 | 15.25 | 13.18 |
| Pinot Noir | LITRES | 18 318 | 52 540 | 70 858 | 59 674 | 5 400 | 65 074 | 97 013 | 11 003 | 108 016 | 173 032 | 65 760 | 238 792 | -8.16 | 65.99 | |
| | AVE PRICE R / HL OR C / l | 674.63 | 672.62 | 673.14 | 541.03 | 325.00 | 523.10 | 735.85 | 1164.73 | 779.54 | 757.71 | 593.42 | 712.47 | -22.29 | 49.02 | -8.60 |
| Cinsaut | LITRES | 1 804 453 | 2 779 117 | 4 583 570 | 2 455 972 | 4 288 392 | 6 744 364 | 3 466 124 | 2 372 967 | 5 839 091 | 4 801 845 | 2 445 301 | 7 247 146 | 47.14 | -13.42 | |
| | AVE PRICE R / HL OR C / l | 325.51 | 312.17 | 317.42 | 342.40 | 320.87 | 328.71 | 408.59 | 332.13 | 377.52 | 452.14 | 416.64 | 440.16 | 3.56 | 14.85 | 16.59 |
| Rosé and Blanc de Noir | LITRES | 13 612 799 | 4 101 376 | 17 714 175 | 19 434 695 | 6 278 306 | 25 713 001 | 19 440 394 | 7 403 353 | 26 843 747 | 20 024 976 | 10 740 894 | 30 765 870 | 45.15 | 4.40 | |
| | AVE PRICE R / HL OR C / l | 293.09 | 310.52 | 297.13 | 321.39 | 285.29 | 312.58 | 357.81 | 315.71 | 346.20 | 390.12 | 367.80 | 382.33 | 5.20 | 10.76 | 10.44 |
| Other red and blends | LITRES | 14 398 428 | 24 806 419 | 39 204 847 | 25 156 121 | 29 441 948 | 54 598 069 | 24 964 334 | 16 460 848 | 41 425 182 | 21 626 058 | 14 988 218 | 36 594 276 | 39.26 | -24.13 | |
| | AVE PRICE R / HL OR C / l | 341.46 | 333.48 | 336.41 | 370.94 | 326.50 | 346.98 | 447.81 | 406.26 | 431.30 | 479.90 | 485.85 | 482.94 | 3.14 | 24.30 | 11.83 |
| Chardonnay | LITRES | 13 393 606 | 5 085 455 | 18 479 061 | 18 244 914 | 6 299 981 | 24 544 895 | 18 614 358 | 5 525 397 | 24 139 755 | 13 038 840 | 7 797 883 | 20 836 723 | 32.83 | -1.65 | |
| | AVE PRICE R / HL OR C / l | 479.19 | 460.83 | 474.14 | 481.44 | 481.85 | 481.54 | 525.79 | 517.53 | 523.90 | 533.17 | 520.40 | 528.39 | 1.56 | 8.80 | 0.86 |
| Sauvignon blanc | LITRES | 12 055 148 | 1 919 885 | 13 975 033 | 15 859 748 | 3 206 341 | 19 066 089 | 17 693 146 | 3 176 409 | 20 869 555 | 16 995 580 | 5 337 618 | 22 333 198 | 36.43 | 9.46 | |
| | AVE PRICE R / HL OR C / l | 522.46 | 484.21 | 517.21 | 525.43 | 487.23 | 519.00 | 556.49 | 487.92 | 546.06 | 549.10 | 508.05 | 539.29 | 0.35 | 5.21 | -1.24 |
| Chenin blanc | LITRES | 46 226 759 | 15 293 149 | 61 519 908 | 46 979 930 | 15 781 886 | 62 761 816 | 52 030 948 | 65 705 646 | 117 467 698 | 46 499 459 | 19 336 196 | 65 835 655 | 2.02 | 4.69 | |
| | AVE PRICE R / HL OR C / l | 324.41 | 319.44 | 323.17 | 327.88 | 302.30 | 321.45 | 354.57 | 333.69 | 350.23 | 368.00 | 368.62 | 368.18 | -0.53 | 8.95 | 5.13 |
| Colombar | LITRES | 21 304 755 | 6 576 815 | 27 881 570 | 28 603 708 | 11 758 186 | 40 361 894 | 30 434 981 | 11 318 640 | 41 753 621 | 25 961 254 | 10 963 637 | 36 924 891 | 44.76 | 3.45 | |
| | AVE PRICE R / HL OR C / l | 295.53 | 303.69 | 297.46 | 298.90 | 293.15 | 297.23 | 316.69 | 309.43 | 314.72 | 324.40 | 337.62 | 328.32 | -0.08 | 5.88 | 4.32 |
| Crouchen (Cape Riesling) | LITRES | 2 683 039 | 1 032 640 | 3 715 679 | 1 503 154 | 589 550 | 2 092 704 | 1 341 203 | 212 950 | 1 554 153 | 1 314 988 | 760 850 | 2 075 838 | -43.68 | -25.73 | |
| | AVE PRICE R / HL OR C / l | 315.28 | 324.42 | 317.82 | 322.29 | 335.65 | 326.05 | 360.96 | 333.10 | 357.14 | 360.50 | 357.89 | 359.54 | 2.59 | 9.54 | 0.67 |
| Semillon | LITRES | 3 082 645 | 592 898 | 3 675 543 | 3 270 625 | 1 150 694 | 4 421 319 | 3 916 870 | 1 404 513 | 5 321 383 | 4 146 020 | 1 264 142 | 5 410 162 | 20.29 | 20.36 | |
| | AVE PRICE R / HL OR C / l | 354.82 | 343.09 | 352.93 | 369.14 | 356.25 | 365.78 | 426.71 | 348.62 | 406.10 | 414.90 | 388.99 | 408.85 | 3.64 | 11.02 | 0.68 |
| Other white and blends | LITRES | 103 032 977 | 49 551 160 | 152 584 137 | 119 227 903 | 62 469 807 | 181 697 710 | 114 974 992 | 45 996 912 | 160 971 904 | 103 154 522 | 35 665 733 | 188 820 255 | 19.08 | -11.41 | |
| | AVE PRICE R / HL OR C / l | 278.07 | 268.68 | 275.02 | 276.74 | 259.80 | 270.91 | 301.98 | 283.04 | 296.57 | 322.15 | 315.25 | 320.38 | -1.49 | 9.47 | 8.03 |
| Fortified | LITRES | 11 090 083 | 610 595 | 11 700 678 | 7 478 783 | 2 150 786 | 9 629 569 | 8 559 358 | 2 522 712 | 11 082 070 | 7 409 653 | 1 299 418 | 8 709 071 | -17.70 | 15.08 | |
| | AVE PRICE R / HL OR C / l | 371.28 | 372.99 | 371.37 | 389.81 | 369.95 | 385.37 | 414.67 | 395.93 | 410.41 | 446.99 | 409.98 | 441.47 | 3.77 | 6.50 | 7.57 |
| All Varieties | LITRES | 271 464 055 | 157 447 053 | 428 911 108 | 336 741 808 | 187 164 842 | 523 906 650 | 332 649 934 | 140 924 194 | 493 574 128 | 312 975 234 | 143 389 739 | 456 364 973 | 22.15 | -5.79 | |
| | AVE PRICE R / HL OR C / l | 331.40 | 340.86 | 334.87 | 345.71 | 331.59 | 340.67 | 389.14 | 371.89 | 384.21 | 408.36 | 424.71 | 413.50 | 1.73 | 12.78 | 7.62 |
| All red varieties | LITRES | 58 459 222 | 76 451 962 | 134 911 184 | 95 573 043 | 83 750 654 | 179 330 654 | 105 070 828 | 56 999 723 | 162 070 551 | 94 152 718 | 60 923 362 | 155 076 080 | 32.92 | -9.62 | |
| | AVE PRICE R / HL OR C / l | 362.62 | 383.43 | 374.41 | 394.93 | 377.43 | 386.75 | 467.10 | 444.32 | 459.08 | 500.83 | 504.58 | 502.30 | 3.30 | 18.70 | 9.41 |
| All white varieties | LITRES | 201 914 750 | 80 384 496 | 282 299 246 | 233 941 942 | 101 256 445 | 335 198 387 | 239 019 748 | 81 401 759 | 320 421 507 | 211 412 863 | 81 166 959 | 292 579 822 | 18.74 | -4.41 | |
| | AVE PRICE R / HL OR C / l | 320.17 | 300.13 | 314.46 | 324.37 | 292.86 | 314.71 | 353.95 | 320.44 | 345.44 | 365.82 | 364.99 | 365.59 | 0.08 | 9.76 | 5.83 |

RSA EXPORTS: WINE AND FLAVOURED GRAPE LIQUOR (LITRES)

| PRODUCT | | DECEMBER | | | 6 MONTHS | | | 12 MONTHS | | |
|-------------------------------------|-----|-------------------|-------------------|--------------|----------------------|----------------------|--------------|----------------------|----------------------|--------------|
| | | 2009 | 2010 | Trend | JUL '09 - DEC '09 | JUL '10 - DEC '10 | Trend | JAN '09 - DEC '09 | JAN '10 - DEC '10 | Trend |
| Chardonnay | P | 1 329 369 | 980 323 | 73.7 | 8 621 557 | 6 363 144 | 73.8 | 17 220 158 | 14 827 514 | 86.1 |
| | B | 420 250 | 462 802 | 110.1 | 6 997 315 | 6 530 005 | 93.3 | 9 200 511 | 8 681 086 | 94.4 |
| Sauvignon blanc | P | 1 103 841 | 1 034 993 | 93.8 | 9 152 105 | 8 076 452 | 88.2 | 17 116 973 | 17 104 738 | 99.9 |
| | B | 197 426 | 461 938 | 234.0 | 1 350 698 | 2 952 968 | 218.6 | 2 585 926 | 4 610 663 | 178.3 |
| Chenin blanc | P | 1 242 909 | 1 180 012 | 94.9 | 8 762 183 | 8 809 193 | 100.5 | 19 138 766 | 18 695 736 | 97.7 |
| | B | 1 493 089 | 2 466 640 | 165.2 | 12 628 665 | 15 523 792 | 122.9 | 21 949 183 | 27 562 503 | 125.6 |
| Other White | P | 2 813 985 | 2 094 198 | 74.4 | 22 288 022 | 18 098 242 | 81.2 | 44 431 490 | 39 928 152 | 89.9 |
| | B | 3 087 128 | 2 124 449 | 68.8 | 17 253 868 | 19 287 578 | 111.8 | 32 890 620 | 29 658 367 | 90.2 |
| TOTALS WHITE WINE | P | 6 490 104 | 5 289 526 | 81.5 | 48 823 867 | 41 347 031 | 84.7 | 97 907 387 | 90 556 140 | 92.5 |
| | B | 5 197 893 | 5 515 829 | 106.1 | 38 230 546 | 44 294 343 | 115.9 | 66 626 240 | 70 512 619 | 105.8 |
| | P+B | 11 687 997 | 10 805 355 | 92.4 | 87 054 413 | 85 641 374 | 98.4 | 164 533 627 | 161 068 759 | 97.9 |
| Cabernet Sauvignon | P | 1 316 261 | 1 169 477 | 88.8 | 8 447 151 | 7 184 711 | 85.1 | 15 469 036 | 14 712 523 | 95.1 |
| | B | 716 757 | 580 825 | 81.0 | 2 365 222 | 2 483 374 | 105.0 | 4 844 124 | 5 309 867 | 109.6 |
| Shiraz | P | 1 601 090 | 1 125 414 | 70.3 | 9 512 269 | 7 363 401 | 77.4 | 17 968 212 | 15 395 041 | 85.7 |
| | B | 344 160 | 25 030 | 7.3 | 1 920 801 | 2 351 893 | 122.4 | 3 504 842 | 3 428 003 | 97.8 |
| Pinotage | P | 733 479 | 889 970 | 121.3 | 5 167 279 | 4 438 404 | 85.9 | 9 853 129 | 9 031 145 | 91.7 |
| | B | 578 904 | 840 863 | 145.3 | 4 601 961 | 3 207 668 | 69.7 | 8 600 921 | 5 784 561 | 67.3 |
| Merlot | P | 736 167 | 926 882 | 125.9 | 4 296 781 | 4 687 626 | 109.1 | 9 181 806 | 9 524 962 | 103.7 |
| | B | 255 480 | 238 900 | 93.5 | 1 031 991 | 1 190 720 | 115.4 | 2 546 054 | 2 082 310 | 81.8 |
| Other Red | P | 5 742 903 | 4 386 246 | 76.4 | 37 690 681 | 31 117 762 | 82.6 | 72 790 047 | 69 872 984 | 96.0 |
| | B | 3 531 918 | 4 129 673 | 116.9 | 28 802 274 | 28 464 400 | 98.8 | 52 915 021 | 48 865 714 | 92.3 |
| TOTALS RED WINE | P | 10 129 900 | 8 497 989 | 83.9 | 65 114 161 | 54 791 904 | 84.1 | 125 262 230 | 118 536 655 | 94.6 |
| | B | 5 427 219 | 5 815 291 | 107.2 | 38 722 249 | 37 698 055 | 97.4 | 72 410 962 | 65 470 455 | 90.4 |
| | P+B | 15 557 119 | 14 313 280 | 92.0 | 103 836 410 | 92 489 959 | 89.1 | 197 673 192 | 184 007 110 | 93.1 |
| Blanc de Noir + Rosé | P | 694 070 | 544 101 | 78.4 | 8 179 065 | 5 836 892 | 71.4 | 15 406 449 | 13 343 179 | 86.6 |
| | B | 798 118 | 614 457 | 77.0 | 5 212 434 | 5 818 306 | 111.6 | 11 492 144 | 12 657 825 | 110.1 |
| | P+B | 1 492 188 | 1 158 558 | 77.6 | 13 391 499 | 11 655 198 | 87.0 | 26 898 593 | 26 001 004 | 96.7 |
| TOTALS NATURAL WINE | P | 17 314 074 | 14 331 616 | 82.8 | 122 117 093 | 101 975 827 | 83.5 | 238 576 066 | 222 435 974 | 93.2 |
| | B | 11 423 230 | 11 945 577 | 104.6 | 82 165 229 | 87 810 704 | 106.9 | 150 529 346 | 148 640 899 | 98.7 |
| | P+B | 28 737 304 | 26 277 193 | 91.4 | 204 282 322 | 189 786 531 | 92.9 | 389 105 412 | 371 076 873 | 95.4 |
| Fortified Wine | P | 17 003 | 42 804 | 251.7 | 175 609 | 226 244 | 128.8 | 282 636 | 401 700 | 142.1 |
| | B | 0 | 0 | - | 0 | 0 | - | 0 | 0 | - |
| | P+B | 17 003 | 42 804 | 251.7 | 175 609 | 226 244 | 128.8 | 282 636 | 401 700 | 142.1 |
| Sparkling wine | P | 761 434 | 487 828 | 64.1 | 3 828 106 | 4 010 058 | 104.8 | 6 206 991 | 7 175 184 | 115.6 |
| TOTALS ALL WINE | P | 18 092 511 | 14 862 248 | 82.1 | 126 120 808 | 106 212 129 | 84.2 | 245 065 693 | 230 012 858 | 93.9 |
| | B | 11 423 230 | 11 945 577 | 104.6 | 82 165 229 | 87 810 704 | 106.9 | 150 529 346 | 148 640 899 | 98.7 |
| | P+B | 29 515 741 | 26 807 825 | 90.8 | 208 286 037 | 194 022 833 | 93.2 | 395 595 039 | 378 653 757 | 95.7 |
| OTHER(e.g. for vinegar, industrial) | P | 0 | 0 | - | 0 | 0 | - | 0 | 0 | - |
| | B | 51 830 | 49 960 | 96.4 | 814 100 | 529 106 | 65.0 | 1 506 360 | 1 264 348 | 83.9 |
| | P+B | 51 830 | 49 960 | 96.4 | 814 100 | 529 106 | 65.0 | 1 506 360 | 1 264 348 | 83.9 |
| Flavoured Grape Liquor | P | 33 264 | 31 248 | 93.9 | 33 688 | 62 990 | 187.0 | 66 565 | 131 144 | 197.0 |
| TOTALS ALL PRODUCTS | P | 18 125 775 | 14 893 496 | 82.2 | 126 154 496 | 106 275 119 | 84.2 | 245 132 258 | 230 144 002 | 93.9 |
| | B | 11 475 060 | 11 995 537 | 104.5 | 82 979 329 | 88 339 810 | 106.5 | 152 035 706 | 149 905 247 | 98.6 |
| | P+B | 29 600 835 | 26 889 033 | 90.8 | 209 133 825 | 194 614 929 | 93.1 | 397 167 964 | 380 049 249 | 95.7 |

P=Packaged

SOURCE: DEPARTMENT OF AGRICULTURE, FORESTRY AND FISHERIES, DIRECTORATE FOOD SAFETY AND QUALITY ASSURANCE

B=Bulk

RSA EXPORTS: SPIRITS (LITRES)

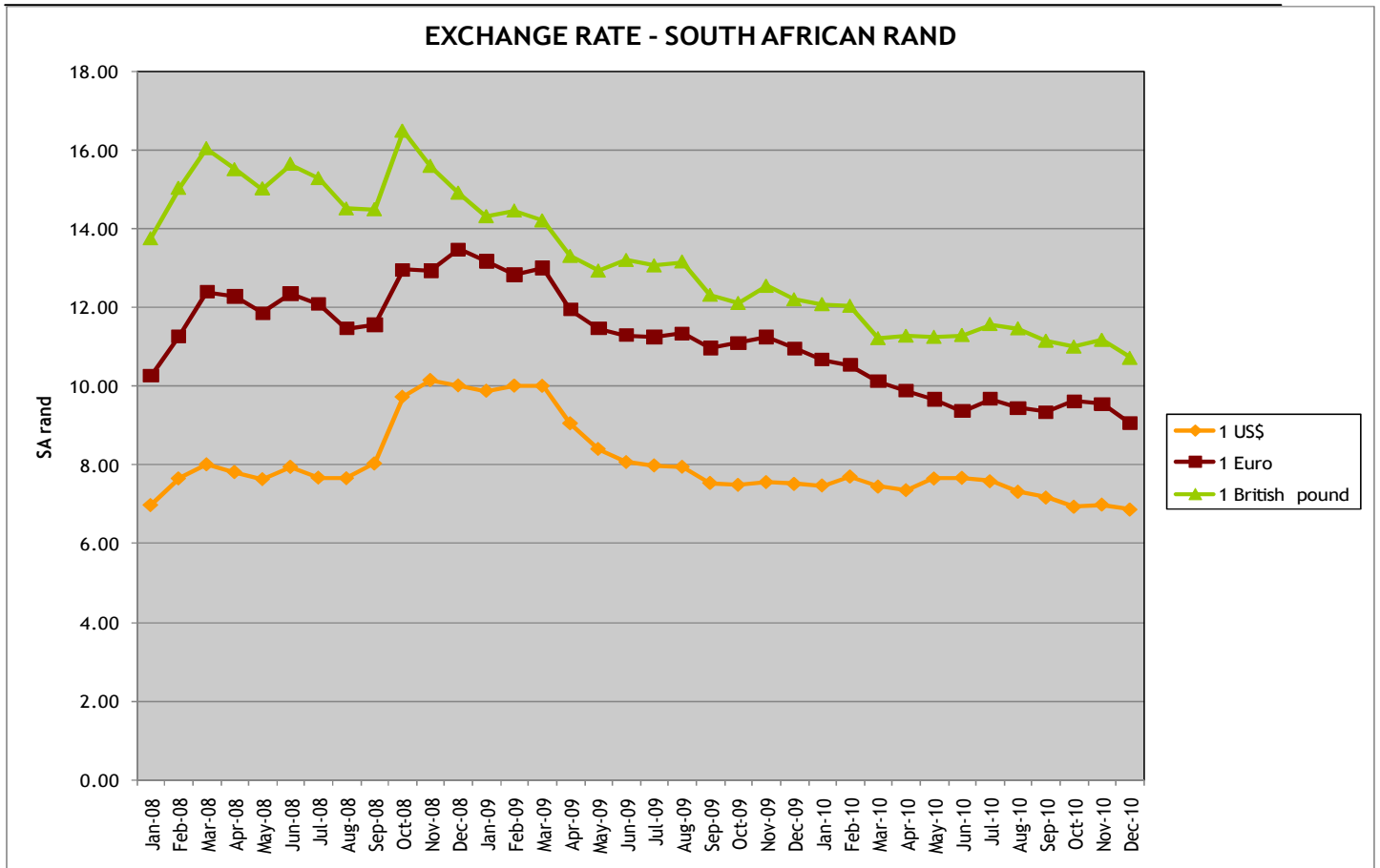
| PRODUCT | | DECEMBER | | | 6 MONTHS | | | 12 MONTHS | | |
|--|-----|-----------|-----------|-------|----------------------|----------------------|---------|----------------------|----------------------|-------|
| | | 2009 | 2010 | Trend | JUL '09 - DEC '09 | JUL '10 - DEC '10 | Trend | JAN '09 - DEC '09 | JAN '10 - DEC '10 | Trend |
| Brandy | P | 24 583 | 66 174 | 269.2 | 246 942 | 328 173 | 132.9 | 531 848 | 542 075 | 101.9 |
| | B | 19 200 | 0 | 0.0 | 239 463 | 662 555 | 276.7 | 410 639 | 828 879 | 201.9 |
| Grape-, Cane- Unspecified spirit | P | 153 | 270 | 176.5 | 194 718 | 34 178 | 17.6 | 199 380 | 87 254 | 43.8 |
| | B | 219 433 | 98 288 | 44.8 | 17 093 021 | 115 288 | 0.7 | 29 781 483 | 454 093 | 1.5 |
| Spirit aperitif, Spirit cooler, Bitters | P | 2 603 | 3 863 | 148.4 | 36 280 | 98 494 | 271.5 | 46 276 | 151 053 | 326.4 |
| | B | 0 | 0 | - | 0 | 0 | - | 0 | 0 | - |
| Whisky | P | 13 157 | 15 008 | 114.1 | 123 012 | 89 748 | 73.0 | 437 862 | 134 298 | 30.7 |
| | B | 0 | 0 | - | 8 000 | 0 | 0.0 | 8 000 | 0 | 0.0 |
| Vodka | P | 13 880 | 28 701 | 206.8 | 436 436 | 215 438 | 49.4 | 493 780 | 313 123 | 63.4 |
| | B | 17 280 | 16 000 | 92.6 | 51 840 | 32 000 | 61.7 | 51 840 | 48 000 | 92.6 |
| Rum | P | 0 | 11 025 | - | 198 | 25 987 | 13124.7 | 7 538 | 28 552 | 378.8 |
| | B | 0 | 0 | - | 0 | 0 | - | 0 | 0 | - |
| Gin | P | 2 486 | 11 364 | 457.1 | 99 729 | 47 199 | 47.3 | 200 031 | 57 608 | 28.8 |
| | B | 0 | 48 000 | - | 23 200 | 48 000 | 206.9 | 23 200 | 48 000 | 206.9 |
| Liqueur, Vermouth, Aperitif | P | 928 485 | 713 967 | 76.9 | 3 959 120 | 4 330 843 | 109.4 | 6 606 509 | 8 157 933 | 123.5 |
| | B | 0 | 0 | - | 0 | 0 | - | 0 | 0 | - |
| TOTALS SPIRITS | P | 985 347 | 850 372 | 86.3 | 5 096 435 | 5 170 060 | 101.4 | 8 523 224 | 9 471 896 | 111.1 |
| | B | 255 913 | 162 288 | 63.4 | 17 415 524 | 857 843 | 4.9 | 30 275 162 | 1 378 972 | 4.6 |
| | P+B | 1 241 260 | 1 012 660 | 81.6 | 22 511 959 | 6 027 903 | 26.8 | 38 798 386 | 10 850 868 | 28.0 |

P=Packaged

SOURCE: DEPARTMENT OF AGRICULTURE, FORESTRY AND FISHERIES, DIRECTORATE FOOD SAFETY AND QUALITY ASSURANCE

B=Bulk

EXCHANGE RATES - SELECTED COUNTRIES (2008 to 2010)

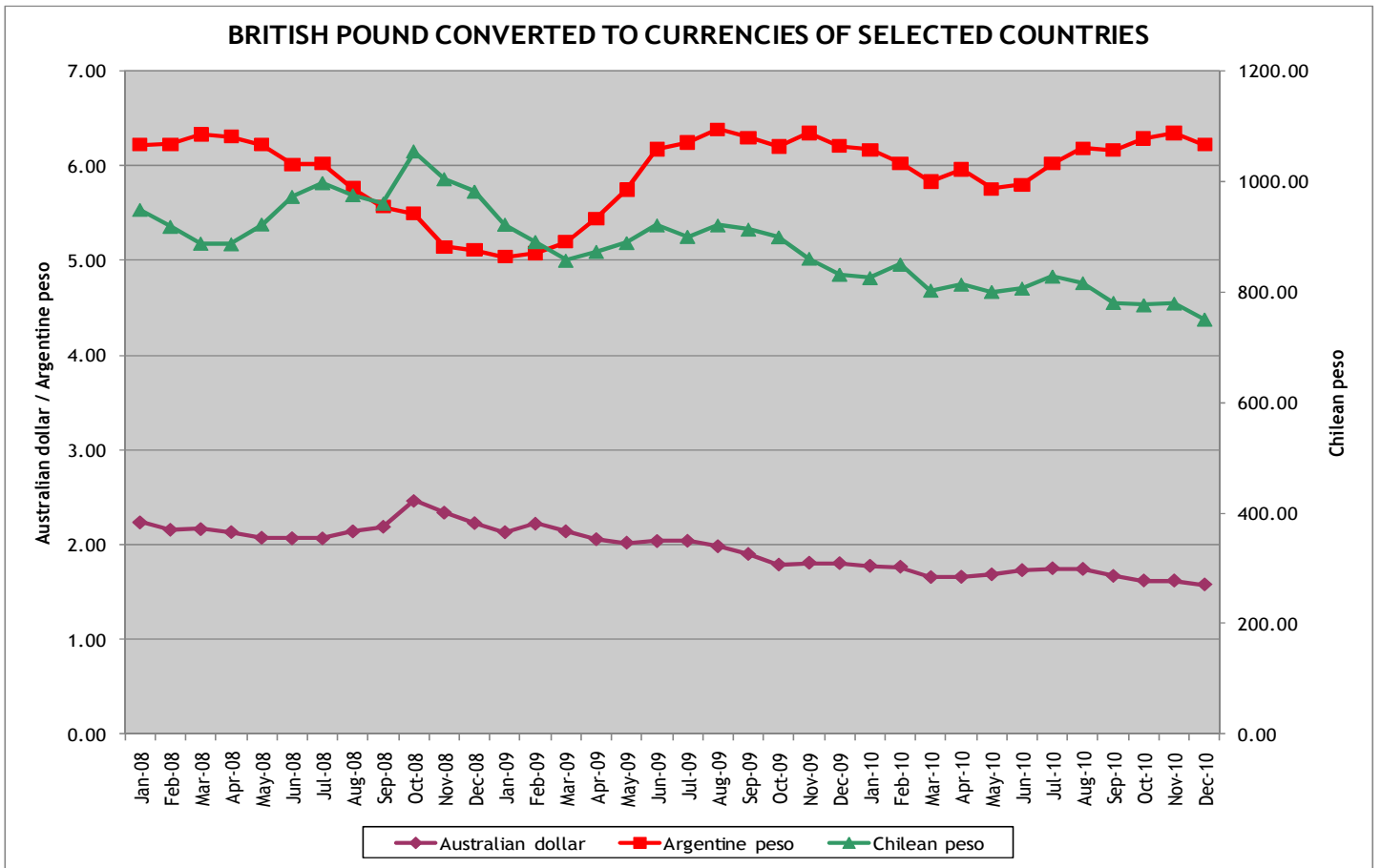


The SA Rand has shown a strengthening trend against the British pound, Euro and USA dollar. The British pound, USA dollar and Euro have weakened against the Rand with 8.6%, 17.3% and 12.1% respectively for the 12-month period.

In December 2010 the SA Rand traded at a monthly average of R10.72 against the British pound. The pound/rand exchange rate peaked at R12.20 during December 2009, 12.1% stronger than in December 2008.

The Euro continues with a downward trend against the strong rand with a monthly average of R9.06.

The SA Rand traded strongly against the USA dollar with a monthly average of R6.86. This is the strongest level during the specified three year period.



The Australian dollar traded at a monthly average of A\$1.58 in December 2010 against the British pound.

The Argentina peso continues to be unstable and improved slightly in December 2010 against the British pound with 6.22 peso.

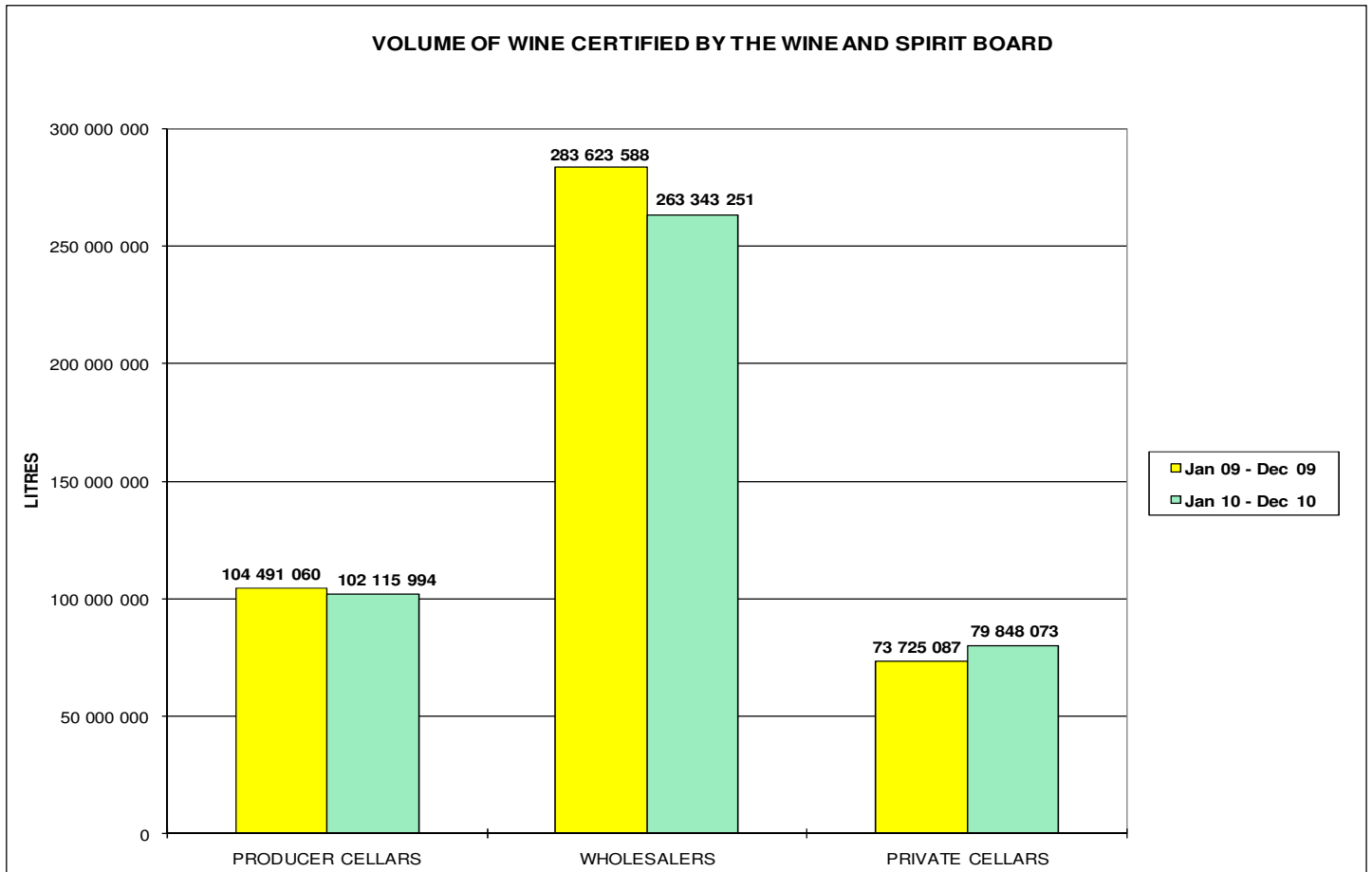
The Chilean peso has gradually improved against the British pound with a monthly average of 750.54 peso in December 2010.

VOLUME OF WINE CERTIFIED (LITRES)

| | 1 MONTH | | | 3 MONTHS | | | 6 MONTHS | | | 12 MONTHS | | |
|-------------------------|-------------------|-------------------|------------|--------------------|--------------------|------------|--------------------|--------------------|------------|--------------------|--------------------|------------|
| | Dec-09 | Dec-10 | TREND | Oct-09 Dec-09 | Oct-10 Dec-10 | TREND | Jul-09 Dec-09 | Jul-10 Dec-10 | TREND | Jan-09 Dec-09 | Jan-10 Dec-10 | TREND |
| PRODUCER CELLARS | | | | | | | | | | | | |
| Estate Wine | 0 | 0 | | 0 | 0 | | 0 | 0 | | 0 | 0 | |
| Wine of Origin | 2 738 712 | 3 254 546 | 119 | 11 142 486 | 11 309 399 | 101 | 29 074 803 | 26 718 663 | 92 | 57 165 320 | 53 352 080 | 93 |
| Geographical Unit Wine | 4 885 789 | 2 610 299 | 53 | 14 117 503 | 10 557 908 | 75 | 27 144 631 | 25 241 868 | 93 | 47 325 740 | 48 763 914 | 103 |
| SUB TOTAL | 7 624 501 | 5 864 845 | 77 | 25 259 989 | 21 867 307 | 87 | 56 219 434 | 51 960 531 | 92 | 104 491 060 | 102 115 994 | 98 |
| WHOLESALERS | | | | | | | | | | | | |
| Estate Wine | 0 | 0 | | 0 | 0 | | 0 | 0 | | 0 | 0 | |
| Wine of Origin | 3 257 464 | 1 778 370 | 55 | 11 870 646 | 7 726 413 | 65 | 24 322 105 | 16 586 513 | 68 | 43 818 395 | 34 148 332 | 78 |
| Geographical Unit Wine | 14 983 030 | 14 179 069 | 95 | 54 039 735 | 52 318 248 | 97 | 124 113 278 | 112 686 361 | 91 | 239 805 193 | 229 194 919 | 96 |
| SUB TOTAL | 18 240 494 | 15 957 439 | 87 | 65 910 381 | 60 044 661 | 91 | 148 435 383 | 129 272 874 | 87 | 283 623 588 | 263 343 251 | 93 |
| PRIVATE CELLARS | | | | | | | | | | | | |
| Estate Wine | 690 647 | 501 255 | 73 | 1 935 765 | 1 727 888 | 89 | 3 950 531 | 3 352 731 | 85 | 6 657 173 | 6 235 561 | 94 |
| Wine of Origin | 3 286 963 | 3 212 496 | 98 | 9 844 674 | 10 172 261 | 103 | 21 228 431 | 20 984 842 | 99 | 38 304 054 | 39 642 639 | 103 |
| Geographical Unit Wine | 2 281 998 | 2 839 632 | 124 | 6 849 361 | 8 091 883 | 118 | 15 468 687 | 17 205 158 | 111 | 28 763 860 | 33 969 873 | 118 |
| SUB TOTAL | 6 259 608 | 6 553 383 | 105 | 18 629 800 | 19 992 032 | 107 | 40 647 649 | 41 542 731 | 102 | 73 725 087 | 79 848 073 | 108 |
| TOTAL | 32 124 603 | 28 375 667 | 88 | 109 800 170 | 101 904 000 | 93 | 245 302 466 | 222 776 136 | 91 | 461 839 735 | 445 307 318 | 96 |

| | 1 MONTH | | | 3 MONTHS | | | 6 MONTHS | | | 12 MONTHS | | |
|-------------------------------|------------|------------|-------|------------------|------------------|-------|------------------|------------------|-------|------------------|------------------|-------|
| | Dec-09 | Dec-10 | TREND | Oct-09 Dec-09 | Oct-10 Dec-10 | TREND | Jul-09 Dec-09 | Jul-10 Dec-10 | TREND | Jan-09 Dec-09 | Jan-10 Dec-10 | TREND |
| CERTIFIED BULK EXPORTS | | | | | | | | | | | | |
| (included in above figures) | 12 365 126 | 11 539 121 | 93 | 38 815 084 | 38 879 296 | 100 | 92 612 124 | 92 644 397 | 100 | 172 194 803 | 174 147 910 | 101 |

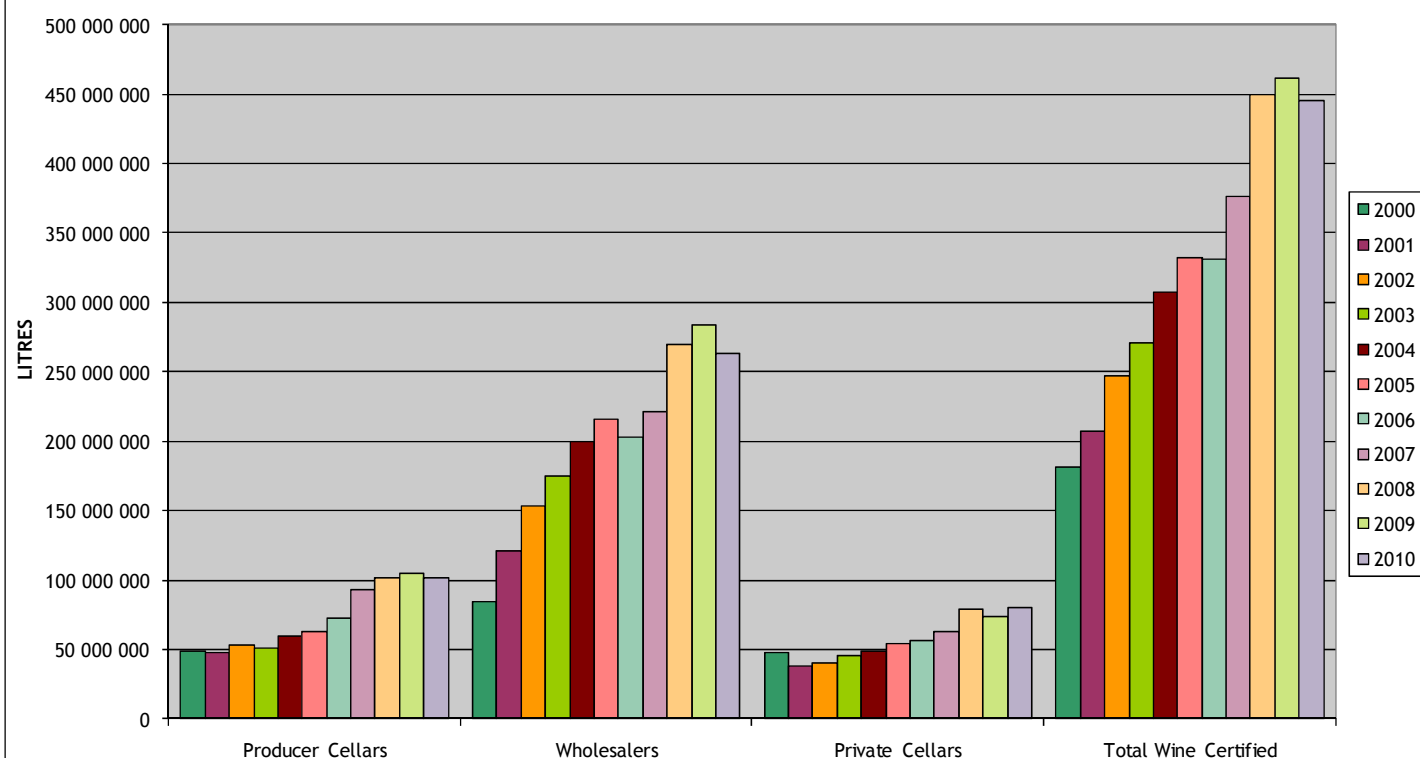
*The total volume of wine certified in the 2010 calendar year made up 57.7% of the 2010 wine production (57.4%-2009,59.0%-2008,51.5%-2007,46.6%-2006,52.9%-2005)



VOLUME OF WINE CERTIFIED (LITRES) OVERVIEW

| | 2000 | 2001 | 2002 | 2003 | 2004 | 2005 | 2006 | 2007 | 2008 | 2009 | 2010 | % Change 2010/2000 |
|------------------------------|-------------|-------------|-------------|-------------|-------------|-------------|-------------|-------------|-------------|-------------|-------------|-----------------------|
| Producer Cellars | | | | | | | | | | | | |
| Estate Wine | 0 | 0 | 0 | 0 | 0 | 0 | 0 | 0 | 0 | 0 | 0 | |
| Wine of Origin | 38 052 069 | 32 888 944 | 37 470 813 | 30 888 044 | 36 628 362 | 36 030 851 | 39 845 500 | 59 153 032 | 63 463 987 | 57 157 264 | 53 352 080 | 40.2 |
| Geographical Unit Wine | 10 667 208 | 15 300 005 | 15 883 680 | 20 308 705 | 22 515 627 | 26 409 834 | 32 652 032 | 33 589 357 | 38 260 754 | 47 334 414 | 48 763 914 | 357.1 |
| Sub Total | 48 719 277 | 48 188 949 | 53 354 493 | 51 196 749 | 59 143 989 | 62 440 685 | 72 497 532 | 92 742 389 | 101 724 741 | 104 491 678 | 102 115 994 | 109.6 |
| Wholesalers | | | | | | | | | | | | |
| Estate Wine | 0 | 0 | 0 | 0 | 0 | 0 | 0 | 0 | 0 | 0 | 0 | |
| Wine of Origin | 25 984 838 | 34 231 763 | 31 697 811 | 26 488 154 | 23 627 119 | 28 549 883 | 30 886 672 | 31 258 512 | 45 317 874 | 43 748 372 | 34 148 332 | 31.4 |
| Geographical Unit Wine | 58 766 906 | 87 154 248 | 121 610 537 | 148 215 602 | 176 294 488 | 187 701 702 | 171 513 718 | 189 633 815 | 224 564 036 | 239 875 291 | 229 194 919 | 290.0 |
| Sub Total | 84 751 744 | 121 386 011 | 153 308 348 | 174 703 756 | 199 921 607 | 216 251 585 | 202 400 390 | 220 892 327 | 269 881 910 | 283 623 663 | 263 343 251 | 210.7 |
| Private Cellars | | | | | | | | | | | | |
| Estate Wine | 12 278 798 | 11 755 706 | 11 446 085 | 10 237 928 | 9 746 030 | 7 909 603 | 8 140 595 | 7 695 646 | 8 104 137 | 6 660 051 | 6 235 561 | - 49.2 |
| Wine of Origin | 21 695 374 | 23 115 968 | 23 430 068 | 25 109 115 | 28 011 566 | 30 967 830 | 32 858 585 | 35 826 937 | 41 159 507 | 38 357 645 | 39 642 639 | 82.7 |
| Geographical Unit Wine | 13 476 900 | 3 190 871 | 5 858 452 | 9 752 347 | 10 603 202 | 14 943 539 | 15 126 064 | 18 968 702 | 29 289 866 | 28 699 179 | 33 969 873 | 152.1 |
| Sub Total | 47 451 072 | 38 062 545 | 40 734 605 | 45 099 390 | 48 360 798 | 53 820 972 | 56 125 244 | 62 491 285 | 78 553 510 | 73 716 875 | 79 848 073 | 68.3 |
| Total Estate | 12 278 798 | 11 755 706 | 11 446 085 | 10 237 928 | 9 746 030 | 7 909 603 | 8 140 595 | 7 695 646 | 8 104 137 | 6 660 051 | 6 235 561 | - 49.2 |
| Total Wine of Origin | 85 732 281 | 90 236 675 | 92 598 692 | 82 485 313 | 88 267 047 | 95 548 564 | 103 590 757 | 126 238 481 | 149 941 368 | 139 263 281 | 127 143 051 | 48.3 |
| Total Geographical Unit Wine | 82 911 014 | 105 645 124 | 143 352 669 | 178 276 654 | 209 413 317 | 229 055 075 | 219 291 814 | 242 191 874 | 292 114 656 | 315 908 884 | 311 928 706 | 276.2 |
| Total Wine Certified | 180 922 093 | 207 637 505 | 247 397 446 | 270 999 895 | 307 426 394 | 332 513 242 | 331 023 166 | 376 126 001 | 450 160 161 | 461 832 216 | 445 307 318 | 146.1 |

VOLUME OF WINE CERTIFIED



Wine Industry Information Committee Members

| | |
|----------------------------|------------------------|
| Andries van Tonder - SALBA | Francois Malan - CEWPA |
| Diaan de Villiers - SALBA | Jaco Potgieter - SALBA |
| Paiter Botha - VinPro | Jan Booysen - Winetech |
| Bowen Botha - WCSA | Su Birch - WOSA |
| Elias Holtzkampf - SALBA | Chris Albertyn - SALBA |
| Pierre Blake - OWB | |