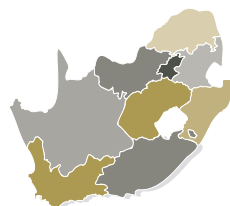


Status of wine-grape vines as on 31 December 2022



Total South African
wine vineyard area

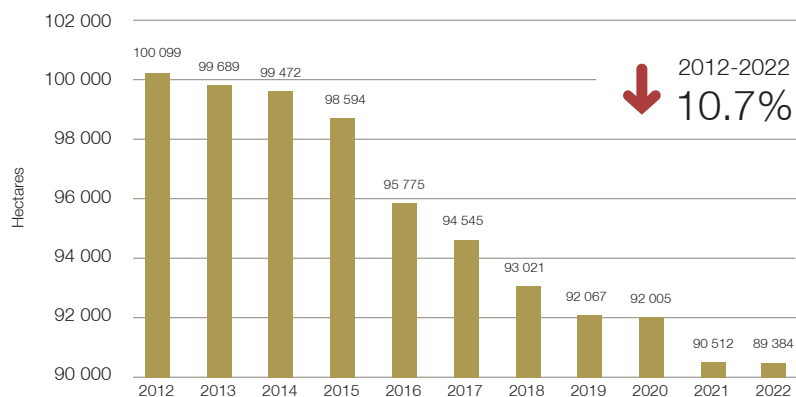
89 384

-1 128ha (2021) HECTARES

55% White | 45% Red

Global 7 328 000 ha

Total surface planted to wine grape vineyards – industry



Status of the Top 10 Cultivars

	Ha 2022	Ha 2022/21
Chenin blanc	16 485	-2.1% ↓
Sauvignon blanc	9 987	1.1% ↑
Colombar	9 592	-4.2% ↓
Cabernet Sauvignon	9 511	-3.2% ↓
Shiraz	8 897	-1.3% ↓
Pinotage	6 611	0.6% ↑
Chardonnay	6 547	0.0% =
Merlot	5 301	-0.7% ↓
Ruby Cabernet	1 864	0.5% ↑
Cinsaut	1 694	0.1% ↑

Wine region distribution

Paarl/Wellington/Franschoek/Tulbagh	14 332 ha
Robertson/Bonnievale	12 889 ha
Breedekloof	12 722 ha
Stellenbosch	12 198 ha
Swartland/Darling	12 128 ha
Olifants River	8 589 ha
Worcester	6 379 ha
Northern Cape/Rest of SA	2 840 ha
Cape South Coast	2 611 ha
Cape Town	2 598 ha
Little Karoo	2 097 ha

Most new plantings (ha)

Sauvignon blanc	268
Shiraz	208
Chenin blanc	204
Chardonnay	202
Cabernet Sauvignon	179

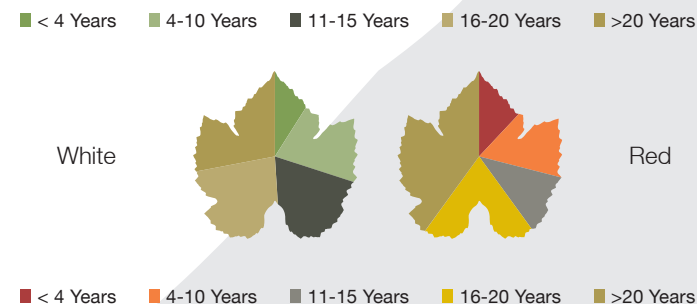


Most uprootings (ha)

Chenin blanc	669
Colombar	564
Cabernet Sauvignon	514
Shiraz	424
Chardonnay	297



Age distribution (2022) – Industry



Age movement

	< 4 Years	4 - 10 Years	11 - 15 Years	16 - 20 Years	> 20 Years	TOTAL
2021	8 578	18 014	14 431	20 940	28 549	92 005
2022	9 042	17 129	13 888	19 350	29 975	89 384
2022	10%	19%	15%	22%	34%	