

**TABLE 1:
STOCK SITUATION IN THE INDUSTRY**

	CURRENT VINTAGE									PREVIOUS VINTAGES									TOTAL						
	2005			2006			2007			2005			2006			2007			2005		2006		2007		
	CONTRACTED			NOT CONTRACTED			BOTTLED			CONTRACTED			NOT CONTRACTED			BOTTLED			litres	% of total	litres	% of total	litres	% of total	
	2005	2006	2007	2005	2006	2007	2005	2006	2007	2005	2006	2007	2005	2006	2007	2005	2006	2007	litres	% of total	litres	% of total	litres	% of total	
RED WINE																									
Cabernet Sauvignon	14 636 429	16 677 855	17 853 145	7 492 742	9 865 177	5 621 872	48 640	9 698	22 783	5 926 425	5 969 715	6 079 885	1 256 355	3 250 027	778 880	622 519	450 336	500 515	29 983 110	10.7%	36 222 808	10.4%	30 857 080	8.3%	
Merlot	9 661 273	10 379 038	10 429 162	4 597 962	7 134 279	4 396 438	19 081	1 301	11 875	3 473 614	3 799 194	3 463 993	1 282 561	1 854 076	1 426 502	357 896	309 294	380 135	19 392 387	6.9%	23 477 182	6.7%	20 108 105	5.4%	
Pinotage	14 837 117	14 591 859	19 744 900	3 225 067	3 849 014	2 856 651	181 782	10 591	85 494	2 469 505	3 019 424	2 654 038	699 881	1 859 186	398 617	407 864	679 167	546 211	21 821 216	7.8%	24 009 241	6.9%	26 285 911	7.0%	
Shiraz	14 167 022	16 330 558	18 046 767	8 200 644	7 366 059	2 827 958	69 783	20 420	27 384	2 841 204	4 167 901	3 262 946	898 716	1 497 192	616 418	513 769	526 120	597 909	26 691 138	9.5%	29 908 250	8.5%	25 379 382	6.8%	
Other red	27 505 245	33 257 940	37 705 357	8 880 461	10 461 829	6 525 289	608 701	477 520	648 259	12 368 003	14 797 743	12 604 868	3 394 503	2 904 930	1 776 190	1 206 977	1 165 659	1 852 506	53 963 890	19.3%	63 065 621	18.0%	61 112 469	16.4%	
Total red	80 807 086	91 237 250	103 779 331	32 396 876	38 676 358	22 228 208	927 987	519 530	795 795	27 078 751	31 753 977	28 065 730	7 532 016	11 365 411	4 996 607	3 109 025	3 130 576	3 877 276	151 851 741	54.2%	176 683 102	50.5%	163 742 947	43.9%	
WHITE WINE																									
Chardonnay	10 701 777	10 756 305	10 973 294	740 926	2 169 158	3 190 645	377 912	228 723	389 751	908 743	550 346	1 072 202	22 788	52 248	1 025 525	140 786	136 613	148 528	12 892 932	4.6%	13 893 393	4.0%	16 799 945	4.5%	
Chenin blanc	28 552 552	35 345 189	40 937 392	671 240	5 978 177	2 514 482	593 658	552 854	810 164	122 911	185 346	1 094 208	11 300	405 996	135 458	186 819	152 303	30 075 819	10.7%	42 259 685	12.1%	45 914 545	12.3%		
Colombar	26 416 607	26 416 607	49 049 654	1 190 033	1 190 033	1 429 761		25 687	33 364		107 301	259 456			339 338		8 171	8 162				27 747 799	7.9%	51 119 735	13.7%
Sauvignon blanc	4 949 527	6 648 095	7 415 599	248 103	1 162 343	1 493 616	457 031	331 035	505 562	33 942	89 285	359 805		23 365	612 755	78 692	54 156	63 798	5 767 295	2.1%	8 308 279	2.4%	10 451 135	2.8%	
Other white*	73 988 446	73 430 441	71 158 127	561 342	4 217 140	8 879 714	1 820 195	1 628 461	1 650 633	2 518 823	1 200 891	2 326 560	483 058	130 486	421 464	264 353	367 329	425 065	79 636 217	28.4%	80 974 748	23.1%	84 861 563	22.8%	
Total white	118 192 302	152 596 637	179 534 066	2 221 611	14 716 851	17 508 218	3 248 796	2 766 760	3 389 474	3 584 419	2 133 169	5 112 231	505 846	217 399	2 805 078	619 289	753 088	797 856	128 372 263	45.8%	173 183 904	49.5%	209 146 923	56.1%	
TOTAL	198 999 388	243 833 887	283 313 397	34 618 487	53 393 209	39 736 426	4 176 783	3 286 290	4 185 269	30 663 170	33 887 146	33 177 961	8 037 862	11 582 810	7 801 685	3 728 314	3 883 664	4 675 132	280 224 004	100.0%	349 867 006	100.0%	372 889 870	100.0%	
Fortified wine	3 539 515	3 579 979	6 533 614	77 606	142 486	3 375	145 688	105 625	214 855	685 327	392 487	599 476	89 492	69 241	38 489	351 015	312 783	289 702	4 888 643		4 602 601		7 679 511		
Sparkling wine	25 256						121 765	143 422								29 717	129 989		176 738		273 411				
Wine for brandy	231 460	86 914	12 250							865 864	434 452								1 097 324		521 366		12 250		
Distilling wine	1 092 300	1 455 822	1 087 820	306 321	282 305	41 237				29 644	45 116	87 039	103 404	16 200		820			1 532 489		1 799 443		1 216 096		
Grape juice concentrate and grape juice	3 075 479	4 192 331	14 382 984			32 307	247 323	232 712	274 450							140 068	78 808	35 471	3 462 870		4 503 851		14 725 212		
Destined for sweetening	3 839 382	5 837 525	3 847 405	225 503	244 809	38 988				56 000		73 011		26 726					4 120 885		6 109 060		3 959 404		

LITRES

	CURRENT VINTAGE						PREVIOUS VINTAGES						TOTAL											
	2005		2006		2007		2005		2006		2007		2005		2006		2007							
	CONTRACTED	% of total	CONTRACTED	% of total	CONTRACTED	% of total	CONTRACTED	% of total	CONTRACTED	% of total	CONTRACTED	% of total	litre	% of total	litre	% of total	litre	% of total						
RED WINE																								
Cabernet Sauvignon	21 234 013	70.8%	23 107 604	63.8%	24 456 328	79.3%	8 749 097	29.2%	13 115 204	36.2%	6 400 752	20.7%	29 983 110	10.7%	36 222 808	10.4%	30 857 080	8.3%						
Merlot	13 511 864	69.7%	14 488 827	61.7%	14 285 165	71.0%	5 880 523	30.3%	8 988 355	38.3%	5 822 940	29.0%	19 392 387	6.9%	23 477 182	6.7%	20 108 105	5.4%						
Pinotage	17 896 268	82.0%	18 301 041	76.2%	23 030 643	87.6%	3 924 948	18.0%	5 708 200	23.8%	3 255 268	12.4%	21 821 216	7.8%	24 009 241	6.9%	26 285 911	7.0%						
Shiraz	17 591 778	65.9%	21 044 999	70.4%	21 935 006	86.4%	9 099 360	34.1%	8 863 251	29.6%	3 444 376	13.6%	26 691 138	9.5%	29 908 250	8.5%	25 379 382	6.8%						
Other red	41 688 926	77.3%	49 698 862	78.8%	52 810 990	86.4%	12 274 964	22.7%	13 366 759	21.2%	8 301 479	13.6%	53 963 890	19.3%	63 065 621	18.0%	61 112 469	16.4%						
Total red	111 922 849	73.7%	126 641 333	71.7%	136 518 132	83.4%	39 928 892	26.3%	50 041 769	28.3%	27 224 815	16.6%	151 851 741	54.2%	176 683 102	50.5%	163 742 947	43.9%						
WHITE WINE																								
Chardonnay	12 129 218	94.1%	11 671 987	84.0%	12 583 775	74.9%	763 714	5.9%	2 221 406	16.0%	4 216 170	25.1%	12 892 932	4.6%	13 893 393	4.0%	16 799 945	4.5%						
Chenin Blanc	29 404 579	97.8%	36 270 208	85.8%	42 994 067	93.6%	671 240	2.2%	5 989 477	14.2%	2 920 478	6.4%	30 075 819	10.7%	42 259 685	12.1%	45 914 545	12.3%						
Colombar			26 557 766	95.7%	49 350 636	96.5%			1 190 033	4.3%	1 769 099	3.5%			27 747 799	7.9%	51 119 735	13.7%						
Sauvignon blanc	5 519 192	95.7%	7 122 571	85.7%	8 344 764	79.8%	248 103	4.3%	1 185 708	14.3%	2 106 371	20.2%	5 767 295	2.1%	8 308 279	2.4%	10 451 135	2.8%						
Other white*	78 591 817	98.7%	76 627 122	94.8%	75 560 385	89.0%	1 044 400	1.3%	4 347 626	5.4%	9 301 178	11.0%	79 636 217	28.4%	80 974 748	23.1%	84 861 563	22.8%						
Total white	125 644 806	97.9%	158 249 654	91.4%	188 833 627	90.3%	2 727 457	2.1%	14 934 250	8.6%	20 313 296	9.7%	128 372 263	45.8%	173 183 904	49.5%	209 146 923	56.1%						
TOTAL	237 567 655	84.8%	284 890 987	81.4%	325 351 759	87.3%	42 656 349	15.2%	64 976 019	18.6%	47 538 111	12.7%	280 224 004	100.0%	349 867 006	100.0%	372 889 870	100.0%						

* From 2006 excluding Colombar

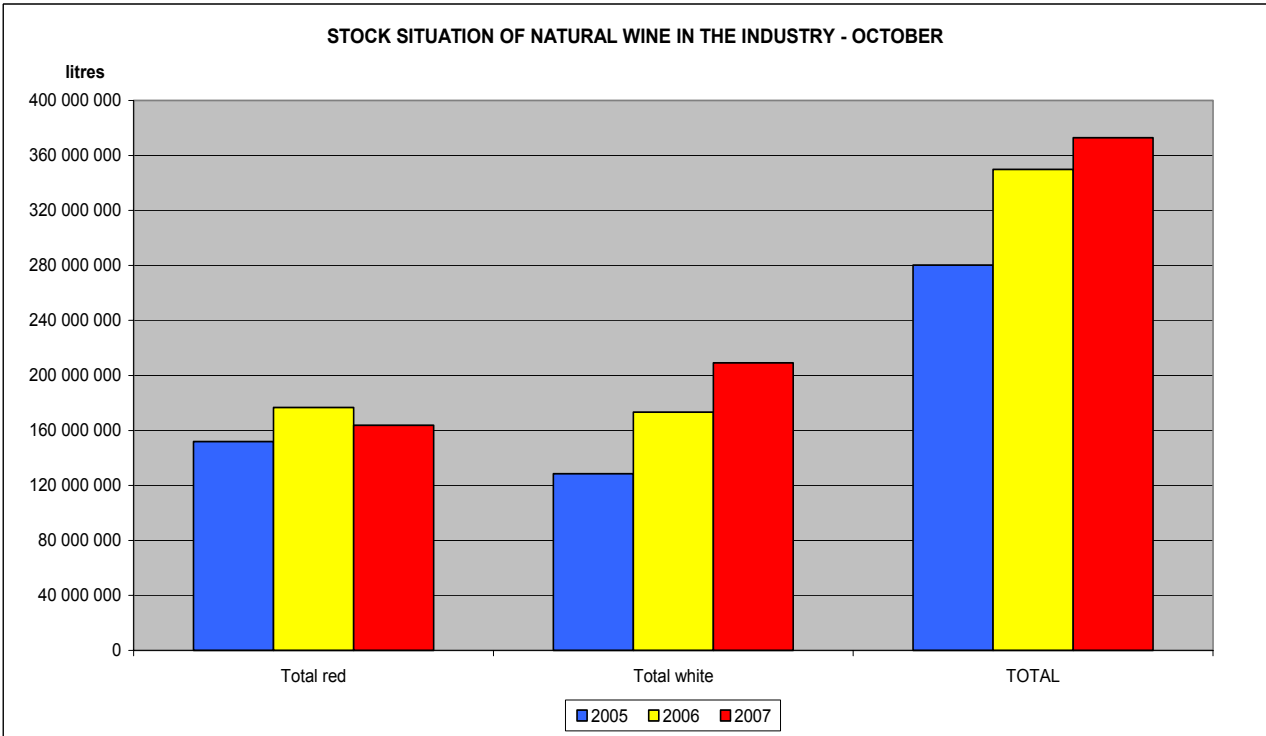
**TABLE 2:
STOCK SITUATION IN THE VARIOUS REGIONS**

	TOTAL						LK, ROB & WORC						OLIFANTS- & ORANGE						STB, PRL & MALM					
	2005	% of	2006	% of	2007	% of	2005	% of	2006	% of	2007	% of	2005	% of	2006	% of	2007	% of	2005	% of	2006	% of	2007	% of
	litres	total	litres	total	litres	total	litres	type	litres	type	litres	type	litres	type	litres	type	litres	type	litres	type	litres	type	litres	type
Cabernet Sauvignon	29 983 110	10.7%	36 222 808	10.4%	30 857 080	8.3%	12 082 424	40.3%	14 399 596	39.8%	13 402 145	43.4%	2 500 015	8.3%	3 495 489	9.6%	3 951 429	12.8%	15 400 671	51.4%	18 327 723	50.6%	13 503 507	43.8%
Merlot	19 392 387	6.9%	23 477 182	6.7%	20 108 105	5.4%	7 778 418	40.1%	9 795 610	41.7%	8 037 361	40.0%	2 430 014	12.5%	3 413 209	14.5%	3 489 197	17.4%	9 183 955	47.4%	10 268 363	43.7%	8 581 548	42.7%
Pinotage	21 821 216	7.8%	24 009 241	6.9%	26 285 911	7.0%	6 265 496	28.7%	7 628 333	31.8%	7 215 452	27.4%	4 788 519	21.9%	4 728 545	19.7%	5 281 391	20.1%	10 767 201	49.3%	11 652 363	48.5%	13 789 068	52.5%
Shiraz	26 691 138	9.5%	29 908 250	8.5%	25 379 382	6.8%	10 366 369	38.8%	11 907 601	39.8%	10 175 589	40.1%	5 992 158	22.4%	5 152 145	17.2%	4 937 239	19.5%	10 332 611	38.7%	12 848 505	43.0%	10 266 554	40.5%
Other red	53 963 890	19.3%	63 065 621	18.0%	61 112 468	16.4%	24 489 367	45.4%	28 311 497	44.9%	25 908 644	42.4%	11 835 444	21.9%	12 807 660	20.3%	9 542 970	15.6%	17 639 079	32.7%	21 946 464	34.8%	25 660 855	42.0%
Total red	151 851 741	54.2%	176 683 102	50.5%	163 742 946	43.9%	60 982 074	40.2%	72 042 637	40.8%	64 739 191	39.5%	27 546 150	18.1%	29 597 048	16.8%	27 202 226	16.6%	63 323 517	41.7%	75 043 418	42.5%	71 801 532	43.9%
Chardonnay	12 892 932	4.6%	13 893 393	4.0%	16 799 944	4.5%	9 495 935	73.7%	8 938 167	64.3%	11 786 600	70.2%	1 338 094	10.4%	1 965 644	14.1%	1 823 329	10.9%	2 058 903	16.0%	2 989 581	21.5%	3 190 015	19.0%
Chenin blanc	30 075 819	10.7%	42 259 685	12.1%	45 914 545	12.3%	13 399 880	44.6%	19 631 420	46.5%	27 135 954	59.1%	8 803 528	29.3%	11 580 140	27.4%	7 682 631	16.7%	7 872 411	26.2%	11 048 126	26.1%	11 095 961	24.2%
Colombar			27 747 799	7.9%	51 119 735	13.7%			11 383 978	41.0%	15 341 337	30.0%			15 719 978	56.7%	34 669 683	67.8%			643 842	2.3%	1 108 715	2.2%
Sauvignon blanc	5 767 295	2.1%	8 308 279	2.4%	10 451 135	2.8%	3 483 597	60.4%	4 449 446	53.6%	6 898 454	66.0%	593 901	10.3%	1 602 588	19.3%	1 516 396	14.5%	1 689 797	29.3%	2 256 245	27.2%	2 036 286	19.5%
Other white*	79 636 217	28.4%	80 974 748	23.1%	84 861 562	22.8%	29 005 391	36.4%	33 210 093	41.0%	44 619 629	52.6%	42 666 560	53.6%	38 001 088	46.9%	29 572 900	34.8%	7 964 266	10.0%	9 763 567	12.1%	10 669 034	12.6%
Total white	128 372 263	45.8%	173 183 904	49.5%	209 146 921	56.1%	55 384 803	43.1%	77 613 104	44.8%	105 781 974	50.6%	53 402 083	41.6%	68 869 438	39.8%	75 264 939	36.0%	19 585 377	15.3%	26 701 361	15.4%	28 100 011	13.4%
TOTAL	280 224 004	100.0%	349 867 006	100.0%	372 889 867	100.0%	116 366 877	41.5%	149 655 741	42.8%	170 521 165	45.7%	80 948 233	28.9%	98 466 486	28.1%	102 467 165	27.5%	82 908 894	29.6%	101 744 779	29.1%	99 901 543	26.8%

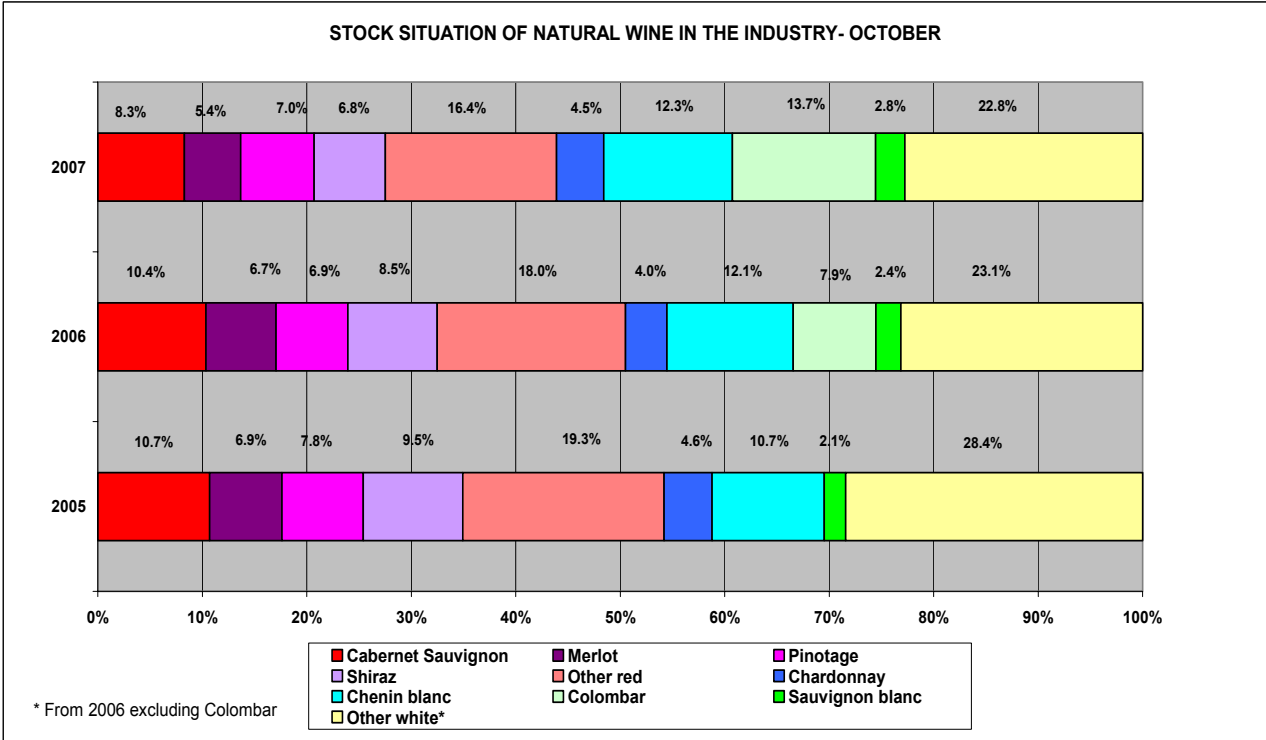
* From 2006 excluding Colombar

	TOTAL			LK, ROB & WORC			OLIFANTS- & ORANGE			STB, PRL & MALM		
	2006	2007	±	2006	2007	±	2006	2007	±	2006	2007	±
	litres	litres		litres	litres		litres	litres		litres	litres	
Cabernet Sauvignon	36 222 808	30 857 080	-14.8%	14 399 596	13 402 145	-6.9%	3 495 489	3 951 429	13.0%	18 327 723	13 503 507	-26.3%
Merlot	23 477 182	20 108 105	-14.4%	9 795 610	8 037 361	-17.9%	3 413 209	3 489 197	2.2%	10 268 363	8 581 548	-16.4%
Pinotage	24 009 241	26 285 911	9.5%	7 628 333	7 215 452	-5.4%	4 728 545	5 281 391	11.7%	11 652 363	13 789 068	18.3%
Shiraz	29 908 250	25 379 382	-15.1%	11 907 601	10 175 589	-14.5%	5 152 145	4 937 239	-4.2%	12 848 505	10 266 554	-20.1%
Other red	63 065 621	61 112 468	-3.1%	28 311 497	25 908 644	-8.5%	12 807 660	9 542 970	-25.5%	21 946 464	25 660 855	16.9%
Total red	176 683 102	163 742 946	-7.3%	72 042 637	64 739 191	-10.1%	29 597 048	27 202 226	-8.1%	75 043 418	71 801 532	-4.3%
Chardonnay	13 893 393	16 799 944	20.9%	8 938 167	11 786 600	31.9%	1 965 644	1 823 329	-7.2%	2 989 581	3 190 015	6.7%
Chenin blanc	42 259 685	45 914 545	8.6%	19 631 420	27 135 954	38.2%	11 580 140	7 682 631	-33.7%	11 048 126	11 095 961	0.4%
Colombar	27 747 799	51 119 735	84.2%	11 383 978	15 341 337	34.8%	15 719 978	34 669 683	120.5%	643 842	1 108 715	72.2%
Sauvignon blanc	8 308 279	10 451 135	25.8%	4 449 446	6 898 454	55.0%	1 602 588	1 516 396	-5.4%	2 256 245	2 036 286	-9.7%
Other white	80 974 748	84 861 562	4.8%	33 210 093	44 619 629	34.4%	38 001 088	29 572 900	-22.2%	9 763 567	10 669 034	9.3%
Total white	173 183 904	209 146 921	20.8%	77 613 104	105 781 974	36.3%	68 869 438	75 264 939	9.3%	26 701 361	28 100 011	5.2%
TOTAL	349 867 006	372 889 867	6.6%	149 655 741	170 521 165	13.9%	98 466 486	102 467 165	4.1%	101 744 779	99 901 543	-1.8%

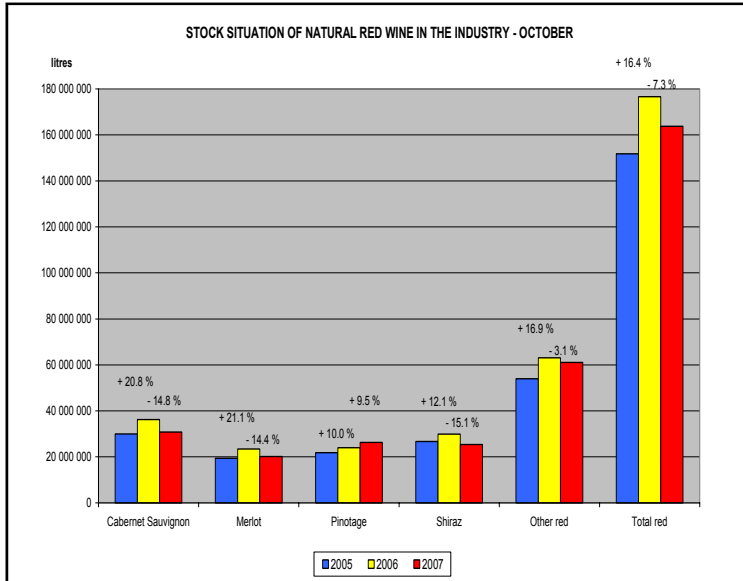
GRAPH 1



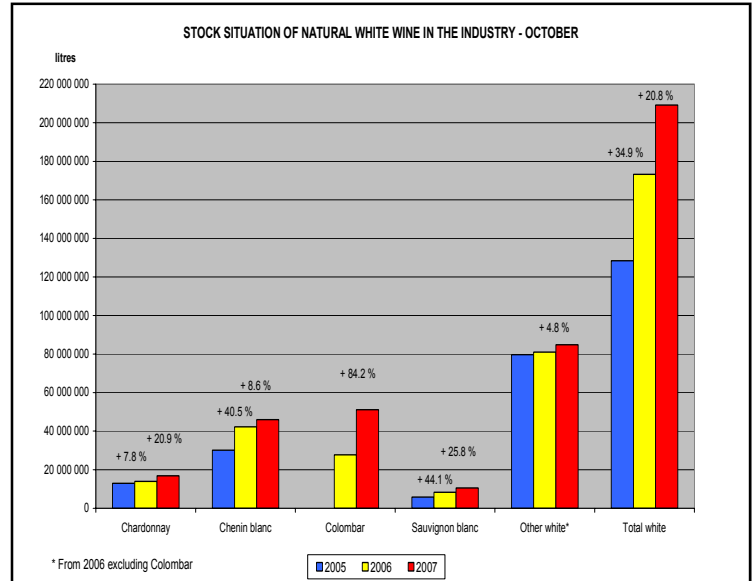
GRAPH 2



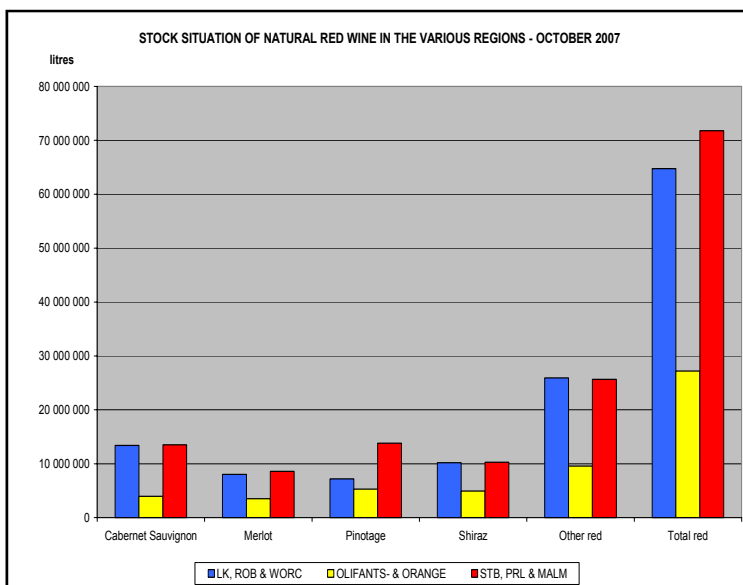
GRAPH 3



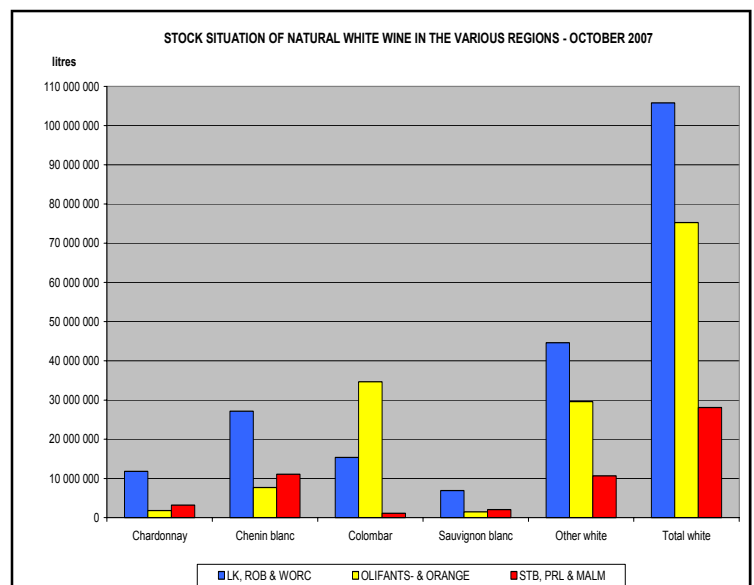
GRAPH 4



GRAPH 5



GRAPH 6



**TABLE 3:
STOCK SITUATION IN THE LITTLE KAROO, WORCESTER AND ROBERTSON**

	2007 VINTAGE			PREVIOUS VINTAGES			TOTAL
	CONTRACTED	NOT CONTRACTED	BOTTLED	CONTRACTED	NOT CONTRACTED	BOTTLED	
RED WINE							
Cabernet Sauvignon	8 310 059	2 185 164	7 439	2 185 570	620 395	93 518	13 402 145
Merlot	5 081 510	778 689	11 875	1 252 790	845 518	66 979	8 037 361
Pinotage	5 660 488	466 068	19 705	757 913	241 557	69 721	7 215 452
Shiraz	7 484 255	979 177	12 245	1 331 482	243 726	124 703	10 175 589
Other red	18 669 236	1 964 623	182 367	3 765 096	868 465	458 857	25 908 644
Total red	45 205 548	6 373 721	233 631	9 292 851	2 819 661	813 778	64 739 191
WHITE WINE							
Chardonnay	7 201 103	2 872 143	55 831	1 031 973	567 754	57 797	11 786 600
Chenin blanc	24 140 181	1 851 403	190 291	941 937		12 142	27 135 954
Colombar	14 833 098	234 900	18 224	186 705	60 248	8 162	15 341 337
Sauvignon blanc	4 834 518	1 371 857	211 539	359 805	114 530	6 205	6 898 454
Other white	39 226 834	4 040 130	328 994	810 107	111 830	101 734	44 619 629
Total white	90 235 734	10 370 433	804 879	3 330 527	854 362	186 040	105 781 974
TOTAL	135 441 282	16 744 154	1 038 510	12 623 378	3 674 023	999 818	170 521 165

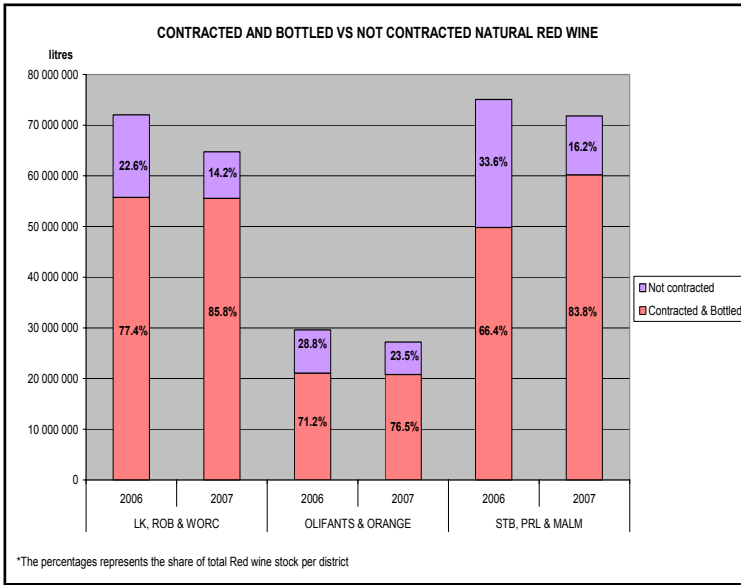
**TABLE 4:
STOCK SITUATION IN THE OLIFANTS RIVER AND ORANGE RIVER**

	2007 VINTAGE			PREVIOUS VINTAGES			TOTAL
	CONTRACTED	NOT CONTRACTED	BOTTLED	CONTRACTED	NOT CONTRACTED	BOTTLED	
RED WINE							
Cabernet Sauvignon	2 056 269	1 270 295	5 105	562 323	14 832	42 606	3 951 429
Merlot	995 328	2 137 530		292 916	31 098	32 325	3 489 197
Pinotage	3 726 648	914 394	2 700	578 595	20 661	38 393	5 281 391
Shiraz	4 117 026	299 478	661	466 944		53 131	4 937 239
Other red	5 196 595	1 511 894	99 811	2 341 369	203 434	189 867	9 542 970
Total red	16 091 866	6 133 591	108 277	4 242 147	270 025	356 322	27 202 226
WHITE WINE							
Chardonnay	1 327 926	32 740	30 785	300	391 509	40 069	1 823 329
Chenin blanc	7 169 504	36 578	117 512		334 977	24 059	7 682 631
Colombar	33 216 311	1 175 064	8 308		270 000		34 669 683
Sauvignon blanc	958 944	25 219	21 103		498 225	12 905	1 516 396
Other white	24 200 555	4 120 011	367 013	696 403	166 525	22 393	29 572 900
Total white	66 873 240	5 389 612	544 721	696 703	1 661 236	99 426	75 264 939
TOTAL	82 965 106	11 523 203	652 998	4 938 850	1 931 261	455 748	102 467 165

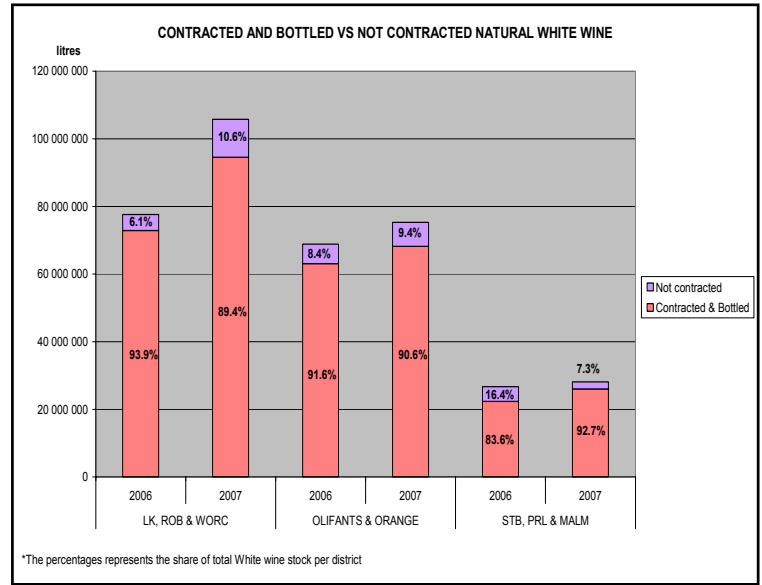
**TABLE 5:
STOCK SITUATION IN STELLENBOSCH, PAARL AND MALMESBURY**

	2007 VINTAGE			PREVIOUS VINTAGES			TOTAL
	CONTRACTED	NOT CONTRACTED	BOTTLED	CONTRACTED	NOT CONTRACTED	BOTTLED	
RED WINE							
Cabernet Sauvignon	7 486 817	2 166 413	10 240	3 331 992	143 653	364 392	13 503 507
Merlot	4 352 324	1 480 219		1 918 287	549 886	280 832	8 581 548
Pinotage	10 357 764	1 476 189	63 089	1 317 530	136 399	438 097	13 789 068
Shiraz	6 445 486	1 549 303	14 478	1 464 520	372 692	420 075	10 266 554
Other red	13 839 526	3 048 772	366 081	6 498 403	704 291	1 203 783	25 660 855
Total red	42 481 917	9 720 896	453 888	14 530 732	1 906 921	2 707 179	71 801 532
WHITE WINE							
Chardonnay	2 444 265	285 762	303 136	39 929	66 262	50 662	3 190 015
Chenin blanc	9 627 707	626 501	502 361	152 271	71 019	116 102	11 095 961
Colombar	1 000 245	19 797	6 832	72 751	9 090		1 108 715
Sauvignon blanc	1 622 137	96 540	272 920			44 689	2 036 286
Other white	7 730 738	719 573	954 626	820 050	143 109	300 938	10 669 034
Total white	22 425 092	1 748 173	2 039 875	1 085 001	289 480	512 391	28 100 011
TOTAL	64 907 009	11 469 069	2 493 763	15 615 733	2 196 401	3 219 570	99 901 543

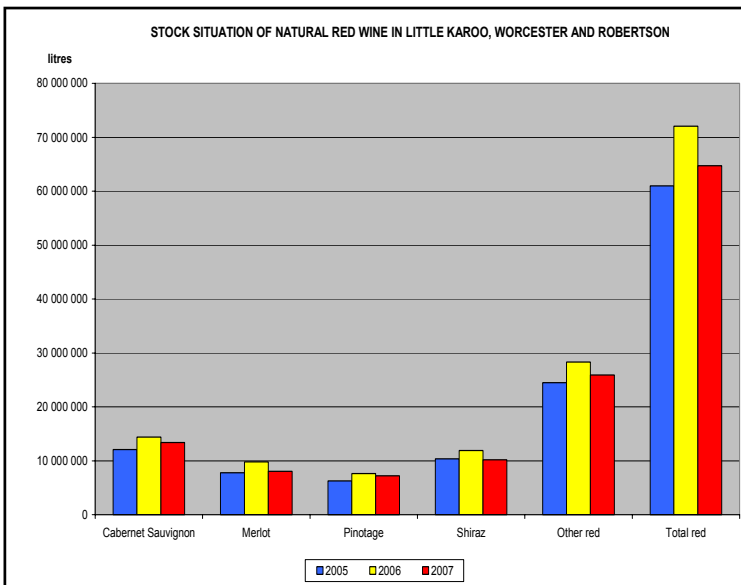
GRAPH 7



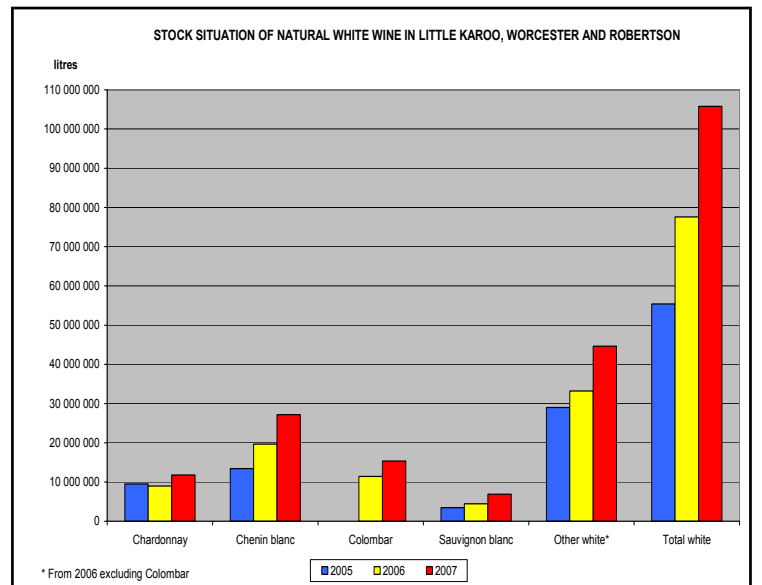
GRAPH 8



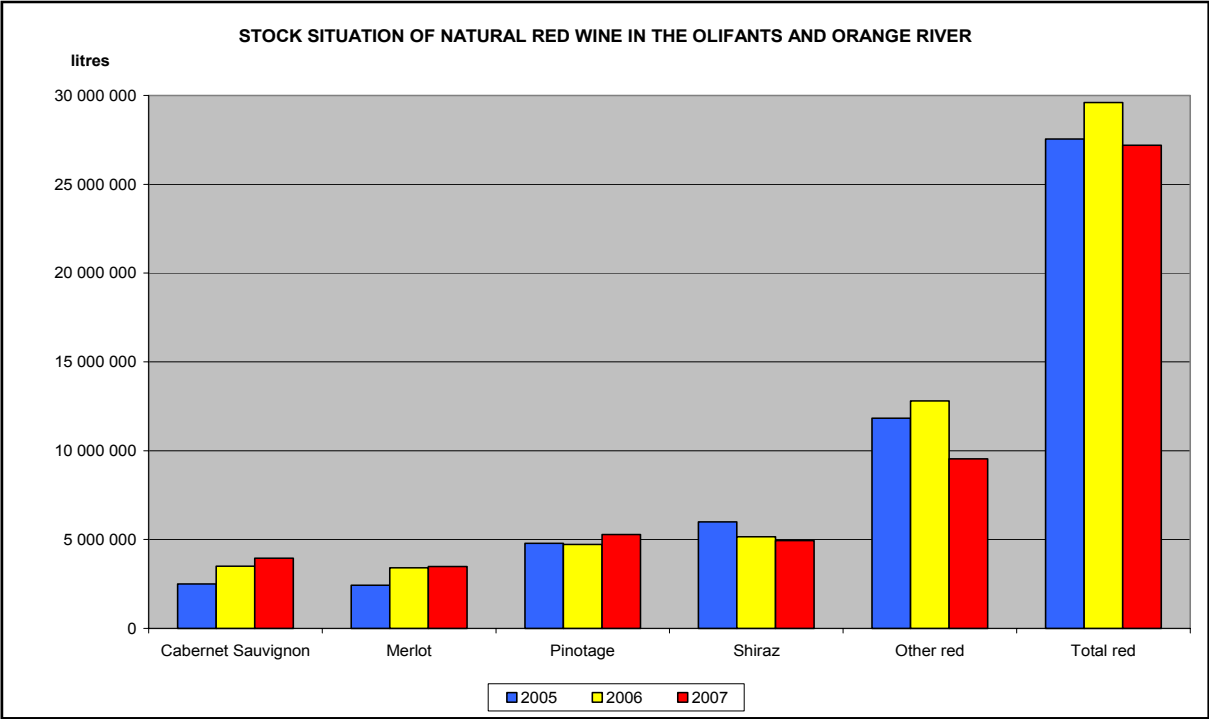
GRAPH 9



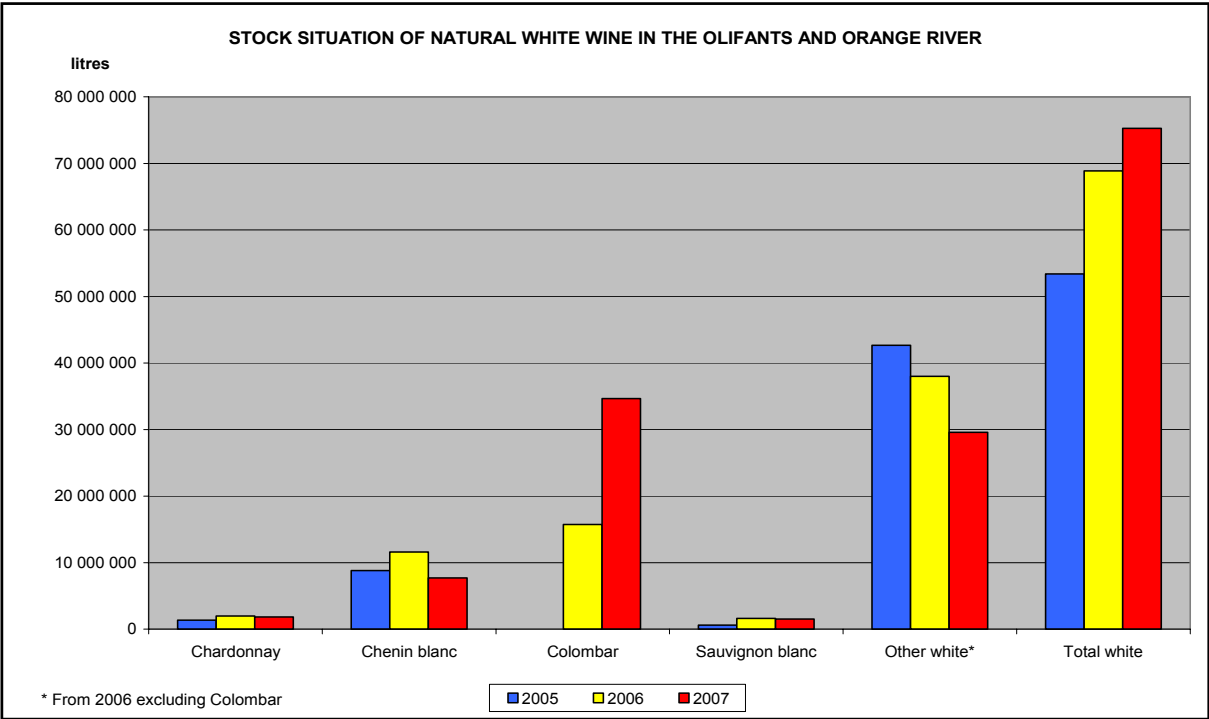
GRAPH 10



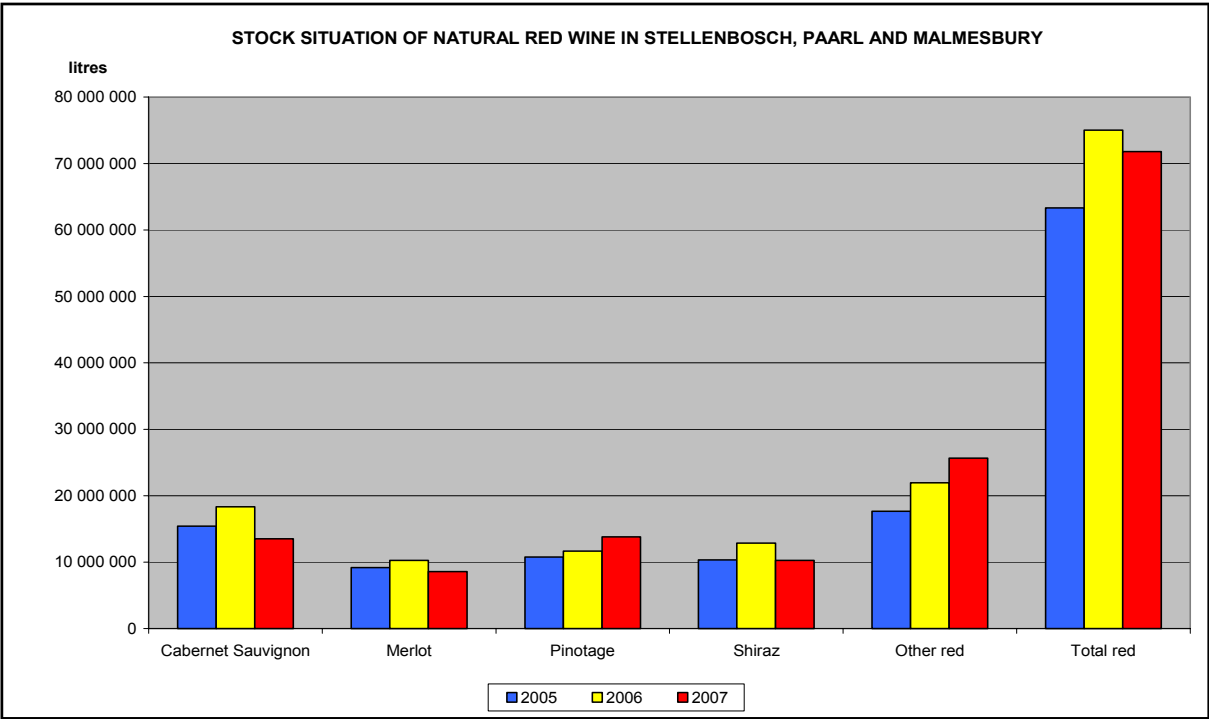
GRAPH 11



GRAPH 12



GRAPH 13



GRAPH 14

