

Wynbedryfinligting

Augustus 2011

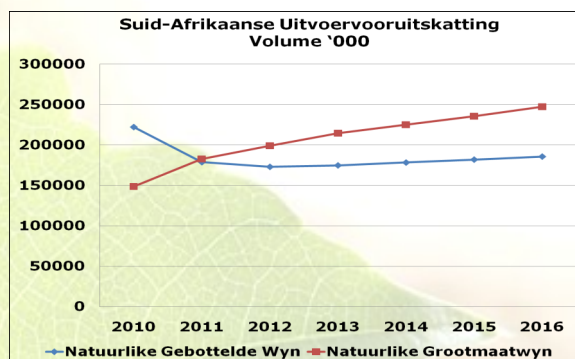
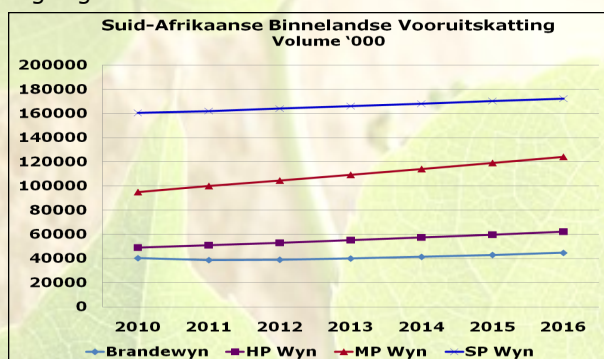
Die jongste rakende die 2011 oes

Die beraamde 2011 druive- en wynoes beloop 1 300 919 ton en 1 004.2 miljoen bruto liter (verhaling van 772 liter per ton). Hierdie is 'n toename van 3.1% in ton teenoor 2010. Die beraamde wyn vir 2011 geproduseer beloop 827.5 miljoen bruto liter wat 'n 6.1% (47.7 miljoen liter) toename teenoor 2010 is. Dit blyk ook dat minder distilleerwyn deur die bedryf gemaak is as wat vroeër aangedui is. Dit bring teweeg dat meer ru-spiritus, as wat aanvanklik aangedui is, ingevoer word om aan die binnelandse markbehoefte te voldoen. Die huidige 12 maande tydperk van innames van wyn toon 'n negatiewe tendens van 10%. Al hierdie aspekte lei daartoe dat die voorraadvlak van wyn op 31 Desember 2011 nou geraam word op 77 miljoen liter meer as op 31 Desember 2010.

Binnelandse verkope van natuurlike wyn het vir die tydperk Julie 2010 tot Junie 2011 met 3.2% gestyg. Dit is die derde opeenvolgende styging in hierdie bewegende jaar (voriges was onderskeidelik 'n 2.3% en 4.0% styging).

Die uitvoer van natuurlike wyn in grootmaat het vir die tydperk Augustus 2010 tot Julie 2011 met 9.3% gestyg. Daarteenoor het die uitvoer van verpakte natuurlike wyn oor dieselfde tydperk met 23.0% gedaal. Verpakte en grootmaat wynuitvoere na Afrika-lande het vir die tydperk Augustus 2010 tot Julie 2011 met 17.5% gestyg. Verpakte Chenin blanc, Cabernet Sauvignon, Shiraz en Pinotage is gewild. Uitvoere na Nigerië, Kenia, Angola, Tanzanië, Zimbabwe, Ghana, Kongo, Soedan, Gambië en Gaboen het oor hierdie tydperk betekenisvol gestyg; sommige van 'n lae basis.

Binnelandse en uitvoermarkvooruitskattings word hieronder uiteengesit. Klik op 'n grafiek vir meer inligting.



OP DIE WEBTUISTE

- [2011 Druive- en Wynoes](#)
- [2011 Oes- en Afsetberamings](#)
- [Binnelandse verkope van natuurlike wyn vir Junie 2011](#)
- [Prysbande waarbinne wyn in grootmaat binnelands volgens distrik en per oesjaar verkoop is vir die tydperk Januarie tot Junie 2011](#)
- [Prysbande waarbinne wyn in grootmaat deur produsente- en privaatkelders volgens distrik uitgevoer is vir die tydperk Januarie tot Junie 2011](#)
- [Uitvoerstatistiek vir die tydperk Augustus 2010 tot Julie 2011](#)
- [Voorlopige 2011 Druivepryse-Handel](#)
- [Sertifiseringinligting](#)
- [Binnelandse- en Uitvoervooruitskattings](#)
- [Internasionale Nuus](#)

Groete tot September.

Charles Tel +27 21 8075719 E-pos charles@sawis.co.za

Wine Industry Information

August 2011

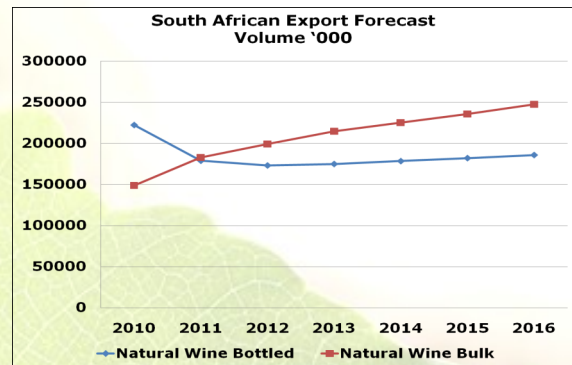
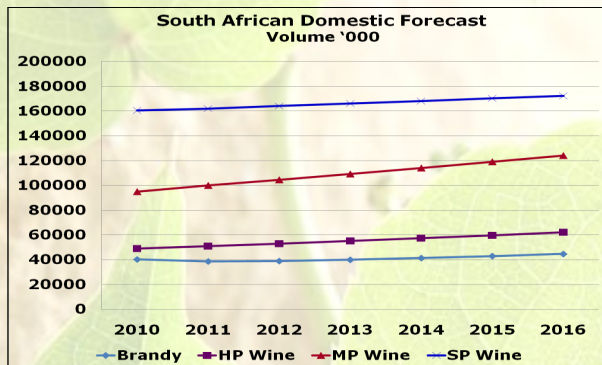
Latest regarding the 2011 harvest

The 2011 grape and wine crop is estimated at 1 300 919 tons and 1 004.2 million litres (772 litres per ton yield). This represents an increase of 3.1% in tons compared to 2010. Wine produced in 2011 is estimated at 827.5 million gross litres which is 6.1% (47.7 million litres) more than in 2010. It also seems that less distilling wine was produced as previously anticipated resulting in the import of more raw spirits to meet the domestic market requirement. The current 12 month period of the intake of wine shows a negative trend of 10%. All these aspects contribute to an estimated increase in stock level of 77 million litres on 31 December 2011 compared to the situation on 31 December 2010.

Domestic natural wine sales increased by 3.2% for the period July 2010 to June 2011. This is the third consecutive increase in this rolling year (previous increases were 2.3% and 4.0% respectively).

Exports of natural wine in bulk increased with 9.3% for the period August 2010 to July 2011. However, the exports of packaged natural wine decreased with 23.0% over the same period. Packaged and bulk natural wine exports to African countries increased with 18.8% for the period August 2010 to July 2011. Chenin blanc, Cabernet Sauvignon, Shiraz and Pinotage are popular. Exports to Nigeria, Kenya, Angola, Tanzania, Zimbabwe, Ghana, Congo, Sudan, Gambia and Gabon increased significantly over this period; albeit some from a low base.

Domestic and export market predictions are displayed below. Click on a graph for more information.



ON THE WEBSITE

- [2011 Grape and Wine Harvest](#)
- [2011 Harvest and Sales Estimate](#)
- [Domestic sales of natural wine for June 2011](#)
- [Price ranges in which wine were sold locally in bulk according to region and vintage for the period January to June 2011](#)
- [Price ranges of bulk wine exported by producer and private cellars according to region for the period January to June 2011](#)
- [Export statistics for the period August 2010 to July 2011](#)
- [Preliminary 2011 Grape Prices-Trade](#)
- [Information about certification](#)
- [Domestic and Export Market Forecasts](#)
- [International News](#)

Greetings until September.

Charles Tel +27 21 8075719 E-mail charles@sawis.co.za