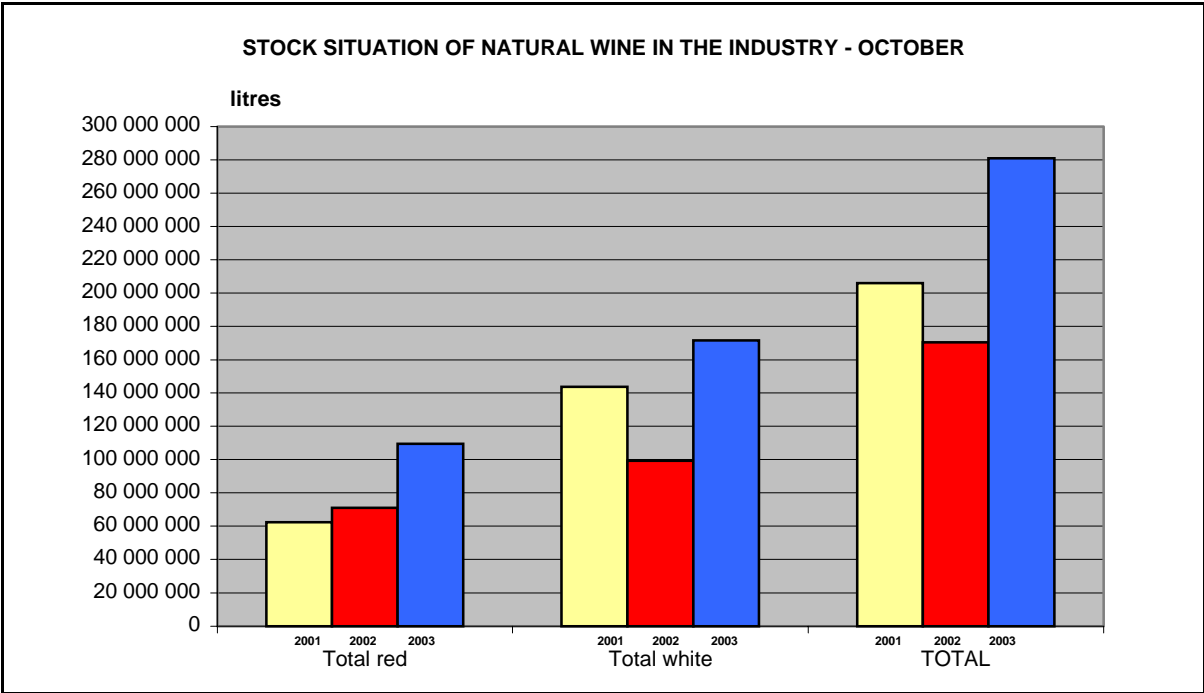


**TABLE 2:
STOCK SITUATION IN THE VARIOUS REGIONS**

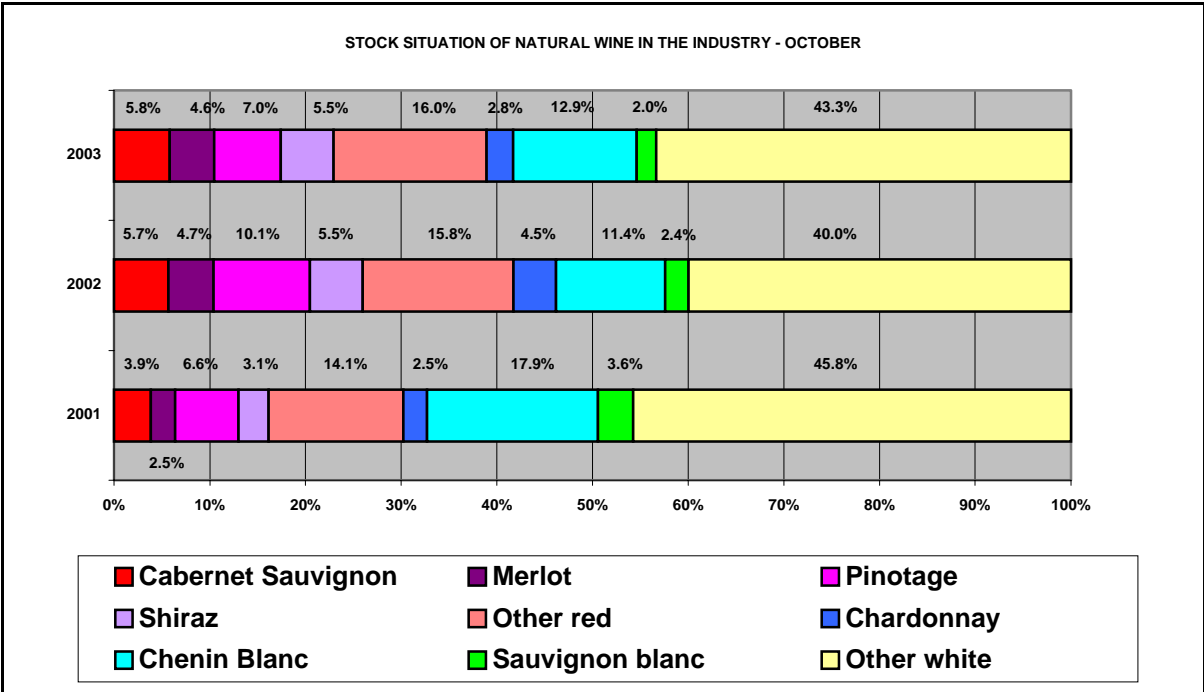
	TOTAL				L K, ROB & WORC								OLIFANTS- & ORANGE								STB, PRL & MALM															
	2001		% of		2002		% of		2003		% of		2001		% of		2002		% of		2003		% of		2001		% of		2002		% of		2003		% of	
	litres	total	litres	total	litres	total	litres	total	litres	type	litres	type	litres	type	litres	type	litres	type	litres	type	litres	type	litres	type	litres	type	litres	type	litres	type	litres	type				
Cabernet Sauvignon	7 930 772	3.9%	9 705 656	5.7%	16 370 494	5.8%	3 088 422	38.9%	3 406 230	35.1%	6 222 546	38.0%	482 381	6.1%	1 034 126	10.7%	1 365 044	8.3%	4 359 969	55.0%	5 265 301	54.2%	8 782 905	53.7%												
Merlot	5 230 955	2.5%	7 959 612	4.7%	13 000 196	4.6%	1 718 995	32.9%	2 727 195	34.3%	5 198 122	40.0%	467 852	8.9%	1 272 744	16.0%	1 481 804	11.4%	3 044 108	58.2%	3 959 673	49.7%	6 320 270	48.6%												
Pinotage	13 599 480	6.6%	17 173 254	10.1%	19 533 315	7.0%	4 506 906	33.1%	4 621 855	26.9%	5 983 596	30.6%	937 739	6.9%	2 936 342	17.1%	2 622 178	13.4%	8 154 836	60.0%	9 615 057	56.0%	10 927 542	55.9%												
Shiraz	6 461 739	3.1%	9 376 319	5.5%	15 508 416	5.5%	2 845 878	44.0%	4 391 707	46.8%	6 609 018	42.6%	924 865	14.3%	1 182 182	12.6%	1 694 583	10.9%	2 690 996	41.6%	3 802 430	40.6%	7 204 815	46.5%												
Other red	29 041 276	14.1%	26 850 926	15.8%	45 026 268	16.0%	11 950 757	41.2%	9 887 305	36.8%	16 805 366	37.3%	5 967 338	20.5%	5 966 989	22.2%	11 023 434	24.5%	11 123 181	38.3%	10 996 633	41.0%	17 197 469	38.2%												
Total red	62 264 222	30.2%	71 065 767	41.7%	109 438 689	39.0%	24 110 958	38.7%	25 034 292	35.2%	40 818 648	37.3%	8 780 175	14.1%	12 392 383	17.4%	18 187 043	16.6%	29 373 090	47.2%	33 639 094	47.3%	50 433 001	46.1%												
Chardonnay	5 083 972	2.5%	7 627 854	4.5%	7 802 669	2.8%	3 181 135	62.6%	5 080 910	66.6%	4 800 106	61.5%	621 866	12.2%	1 053 317	13.8%	1 131 019	14.5%	1 280 971	25.2%	1 493 628	19.6%	1 871 543	24.0%												
Chenin Blanc	36 876 566	17.9%	19 365 468	11.4%	36 206 000	12.9%	16 954 692	46.0%	6 323 737	32.7%	16 963 732	46.9%	5 199 582	14.1%	6 636 444	34.3%	6 903 248	19.1%	14 722 292	39.9%	6 405 287	33.1%	12 339 021	34.1%												
Sauvignon blanc	7 470 424	3.6%	4 131 323	2.4%	5 740 481	2.0%	3 507 425	47.0%	2 058 695	49.8%	2 661 207	46.4%	816 497	10.9%	656 782	15.9%	1 345 871	23.4%	3 146 502	42.1%	1 415 846	34.3%	1 733 404	30.2%												
Other white	94 296 239	45.8%	68 094 642	40.0%	121 775 568	43.3%	41 115 295	43.6%	24 922 867	36.6%	51 019 569	41.9%	37 562 429	39.8%	33 291 951	48.9%	57 664 739	47.4%	15 618 516	16.6%	9 879 824	14.5%	13 091 260	10.8%												
Total white	143 727 201	69.8%	99 219 287	58.3%	171 524 718	61.0%	64 758 547	45.1%	38 386 209	38.7%	75 444 614	44.0%	44 200 374	30.8%	41 638 494	42.0%	67 044 877	39.1%	34 768 281	24.2%	19 194 585	19.3%	29 035 228	16.9%												
TOTAL	205 991 423	100.0%	170 285 054	100.0%	280 963 407	100.0%	88 869 505	43.1%	63 420 501	37.2%	116 263 262	41.4%	52 980 549	25.7%	54 030 877	31.7%	85 231 920	30.3%	64 141 371	31.1%	52 833 679	31.0%	79 468 229	28.3%												

	TOTAL			L K, ROB & WORC			OLIFANTS- & ORANGE			STB, PRL & MALM		
	2002	2003	±	2002	2003	±	2002	2003	±	2002	2003	±
	litres	litres		litres	litres		litres	litres		litres	litres	
Cabernet Sauvignon	9 705 656	16 370 494	68.7%	3 406 230	6 222 546	82.7%	1 034 126	1 365 044	32.0%	5 265 301	8 782 905	66.8%
Merlot	7 959 612	13 000 196	63.3%	2 727 195	5 198 122	90.6%	1 272 744	1 481 804	16.4%	3 959 673	6 320 270	59.6%
Pinotage	17 173 254	19 533 315	13.7%	4 621 855	5 983 596	29.5%	2 936 342	2 622 178	-10.7%	9 615 057	10 927 542	13.7%
Shiraz	9 376 319	15 508 416	65.4%	4 391 707	6 609 018	50.5%	1 182 182	1 694 583	43.3%	3 802 430	7 204 815	89.5%
Other red	26 850 926	45 026 268	67.7%	9 887 305	16 805 366	70.0%	5 966 989	11 023 434	84.7%	10 996 633	17 197 469	56.4%
Total red	71 065 767	109 438 689	54.0%	25 034 292	40 818 648	63.1%	12 392 383	18 187 043	46.8%	33 639 094	50 433 001	49.9%
Chardonnay	7 627 854	7 802 669	2.3%	5 080 910	4 800 106	-5.5%	1 053 317	1 131 019	7.4%	1 493 628	1 871 543	25.3%
Chenin Blanc	19 365 468	36 206 000	87.0%	6 323 737	16 963 732	168.3%	6 636 444	6 903 248	4.0%	6 405 287	12 339 021	92.6%
Sauvignon blanc	4 131 323	5 740 481	39.0%	2 058 695	2 661 207	29.3%	656 782	1 345 871	104.9%	1 415 846	1 733 404	22.4%
Other white	68 094 642	121 775 568	78.8%	24 922 867	51 019 569	104.7%	33 291 951	57 664 739	73.2%	9 879 824	13 091 260	32.5%
Total white	99 219 287	171 524 718	72.9%	38 386 209	75 444 614	96.5%	41 638 494	67 044 877	61.0%	19 194 585	29 035 228	51.3%
TOTAL	170 285 054	280 963 407	65.0%	63 420 501	116 263 262	83.3%	54 030 877	85 231 920	57.7%	52 833 679	79 468 229	50.4%

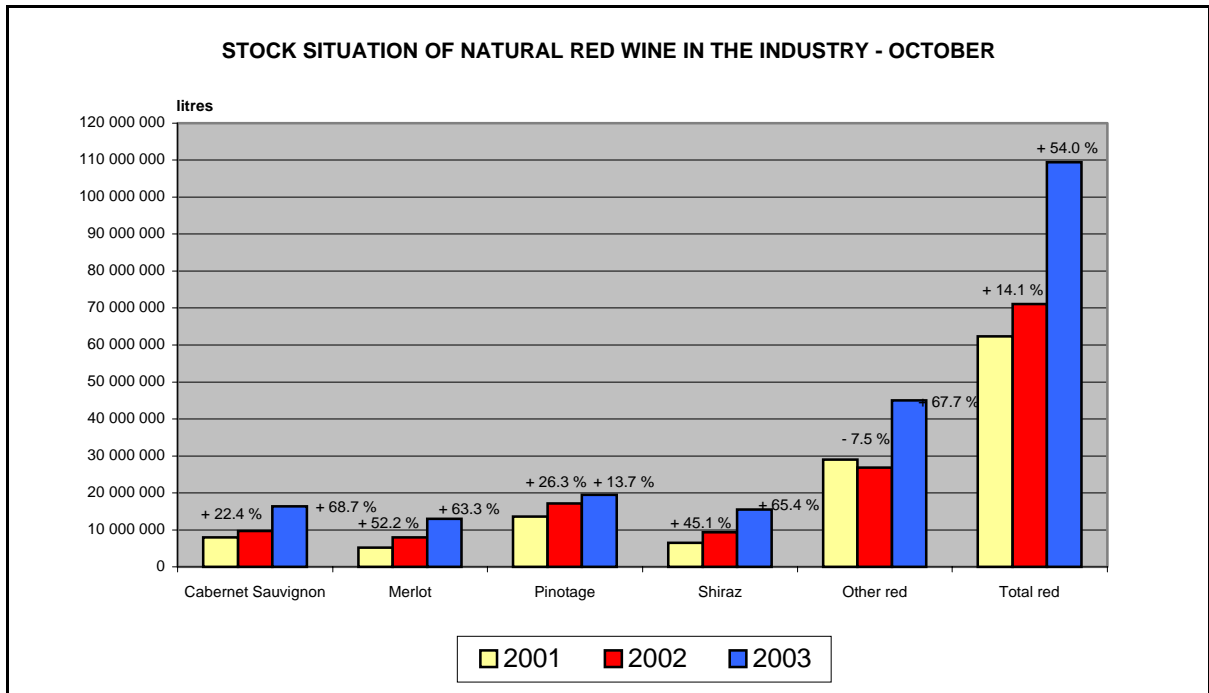
GRAPH 1



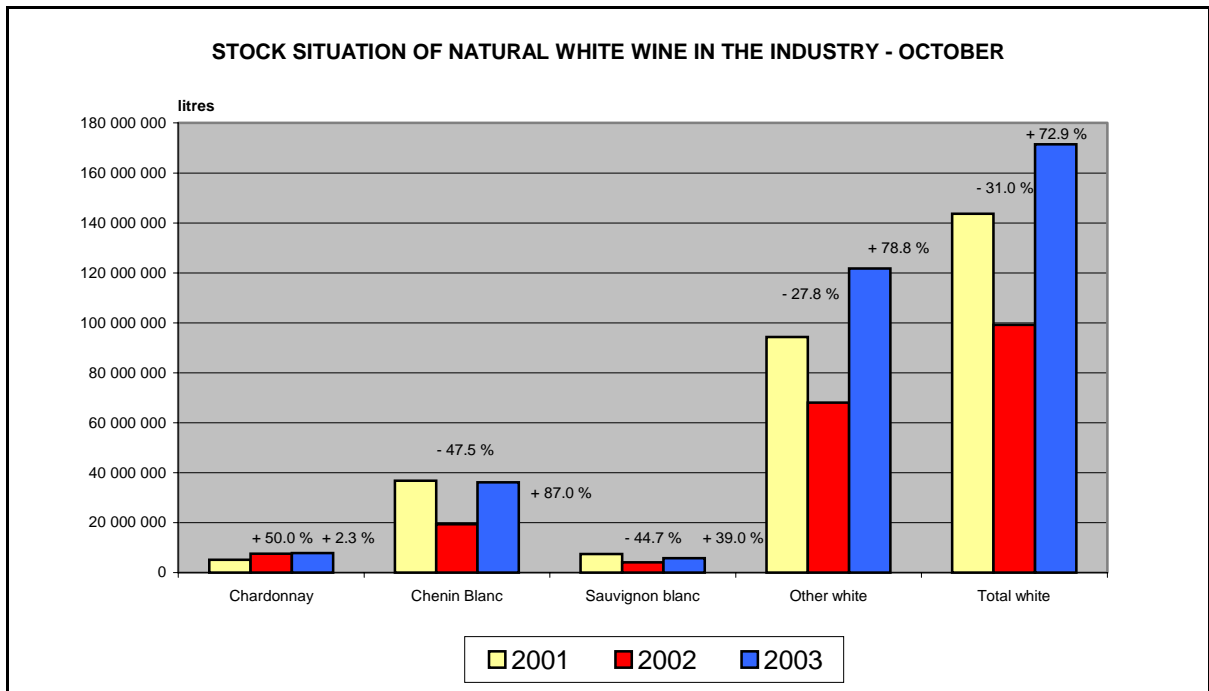
GRAPH 2



GRAPH 3



GRAPH 4



**TABLE 3:
STOCK SITUATION IN THE LITTLE KAROO, WORCESTER AND ROBERTSON**

	2003 VINTAGE			PREVIOUS VINTAGES			TOTAL
	CONTRACTED	NOT CONTRACTED	BOTTLED	CONTRACTED	NOT CONTRACTED	BOTTLED	
RED WINE							
Cabernet Sauvignon	4 801 342	593 442	9 847	579 917	42 941	195 057	6 222 546
Merlot	3 981 025	405 940	18 713	708 690	5 132	78 622	5 198 122
Pinotage	5 102 716	356 635	7 475	270 279	90 618	155 873	5 983 596
Shiraz	5 037 960	363 717	36 319	937 071	75 876	158 075	6 609 018
Other red	14 821 085	496 214	255 897	693 155	99 253	439 762	16 805 366
Total red	33 744 128	2 215 948	328 251	3 189 112	313 820	1 027 389	40 818 648
WHITE WINE							
Chardonnay	4 428 079	105 070	185 145			81 812	4 800 106
Chenin Blanc	15 997 724	787 291	175 152			3 565	16 963 732
Sauvignon blanc	2 269 977	44 867	248 514	83 938		13 911	2 661 207
Other white	47 776 563	1 611 441	1 275 048	145 975		210 542	51 019 569
Total white	70 472 343	2 548 669	1 883 859	229 913		309 830	75 444 614
TOTAL	104 216 471	4 764 617	2 212 110	3 419 025	313 820	1 337 219	116 263 262

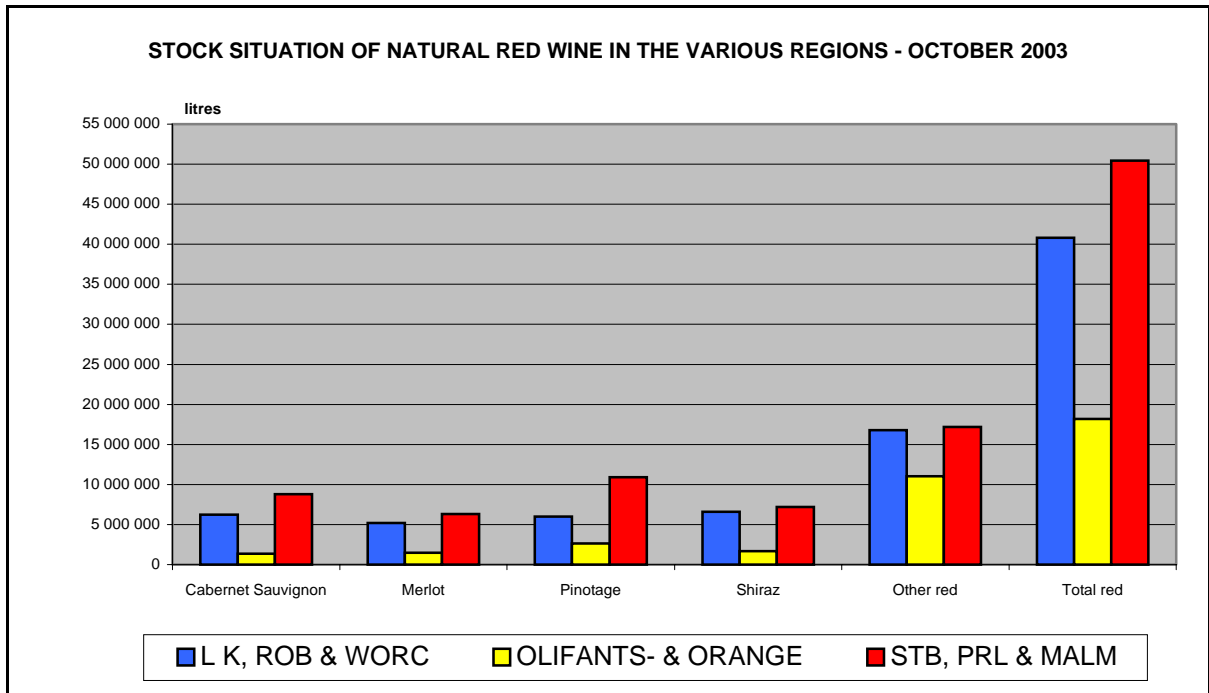
**TABLE 4:
STOCK SITUATION IN THE OLIFANTS RIVER AND ORANGE RIVER**

	2003 VINTAGE			PREVIOUS VINTAGES			TOTAL
	CONTRACTED	NOT CONTRACTED	BOTTLED	CONTRACTED	NOT CONTRACTED	BOTTLED	
RED WINE							
Cabernet Sauvignon	682 828	306 535	23 033	223 311	100 311	29 026	1 365 044
Merlot	539 078	649 562	68	65 916	211 364	15 816	1 481 804
Pinotage	951 674	995 154	16 208	294 158	318 810	46 174	2 622 178
Shiraz	700 653	785 919	4 086	39 075	154 616	10 234	1 694 583
Other red	7 139 314	2 396 731	90 296	399 330	925 631	72 132	11 023 434
Total red	10 013 547	5 133 901	133 691	1 021 790	1 710 732	173 382	18 187 043
WHITE WINE							
Chardonnay	1 054 976	1 500	25 242	20 673		28 628	1 131 019
Chenin Blanc	5 832 051	1 036 002	20 624	12 500		2 071	6 903 248
Sauvignon blanc	1 158 760	67 210	3 197		92 470	24 234	1 345 871
Other white	54 246 715	2 225 788	405 195	42 775	672 643	71 623	57 664 739
Total white	62 292 502	3 330 500	454 258	75 948	765 113	126 556	67 044 877
TOTAL	72 306 049	8 464 401	587 949	1 097 738	2 475 845	299 938	85 231 920

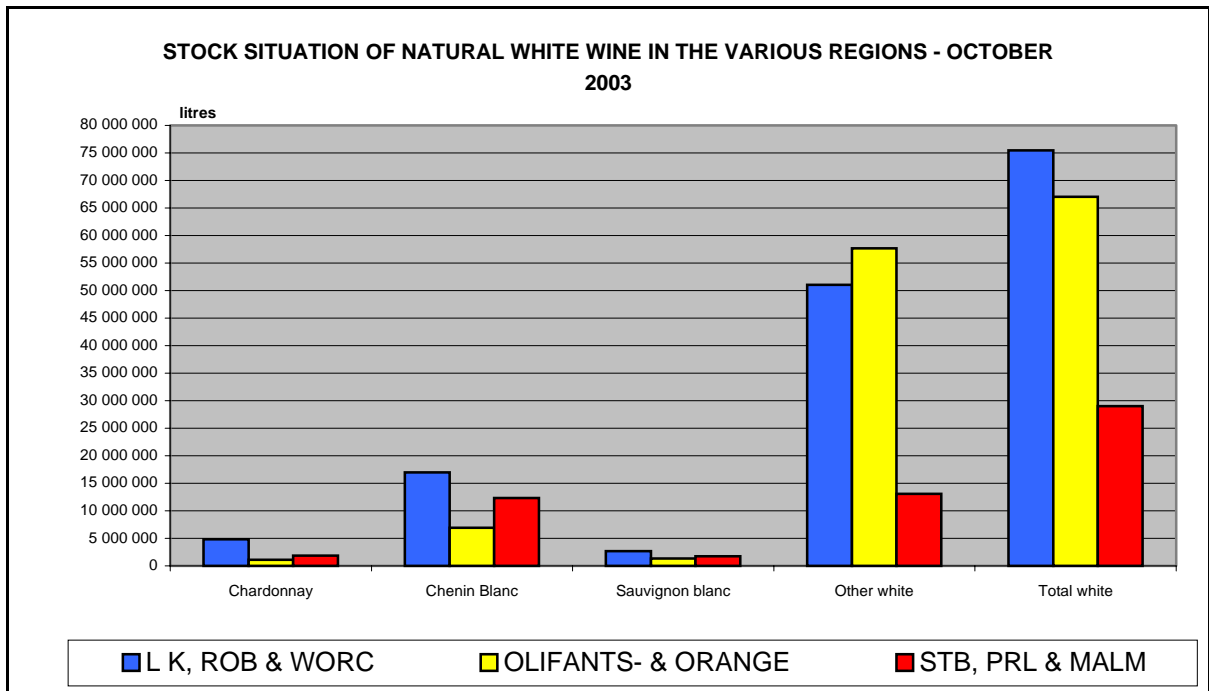
**TABLE 5:
STOCK SITUATION IN STELLENBOSCH, PAARL AND MALMESBURY**

	2003 VINTAGE			PREVIOUS VINTAGES			TOTAL
	CONTRACTED	NOT CONTRACTED	BOTTLED	CONTRACTED	NOT CONTRACTED	BOTTLED	
RED WINE							
Cabernet Sauvignon	6 765 553	937 839	16 921	705 978	36 881	319 733	8 782 905
Merlot	4 519 593	794 908	23 101	771 024	75 065	136 579	6 320 270
Pinotage	8 248 858	1 478 867	42 073	850 581	38 667	268 496	10 927 542
Shiraz	5 054 404	754 998	38 849	1 060 397	32 346	263 821	7 204 815
Other red	12 941 531	1 080 834	801 070	1 794 465	170 078	409 491	17 197 469
Total red	37 529 939	5 047 446	922 014	5 182 445	353 037	1 398 120	50 433 001
WHITE WINE							
Chardonnay	1 487 978	24 621	226 232	78 393		54 319	1 871 543
Chenin Blanc	11 066 788	746 572	442 638	6 204	25 000	51 819	12 339 021
Sauvignon blanc	1 221 923	81 920	136 461	269 379	1 200	22 521	1 733 404
Other white	11 392 497	473 923	933 087	47 722	46 647	197 384	13 091 260
Total white	25 169 186	1 327 036	1 738 418	401 698	72 847	326 043	29 035 228
TOTAL	62 699 125	6 374 482	2 660 432	5 584 143	425 884	1 724 163	79 468 229

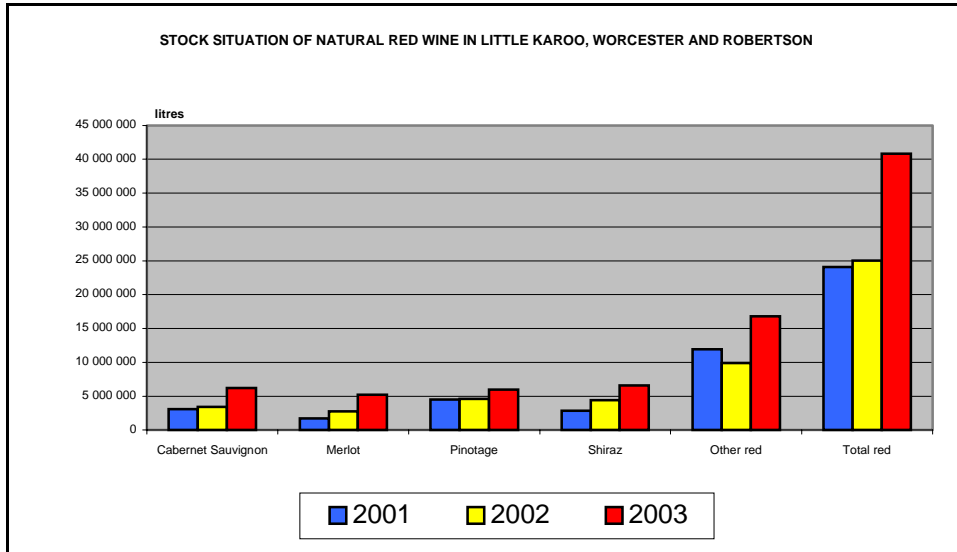
GRAPH 5



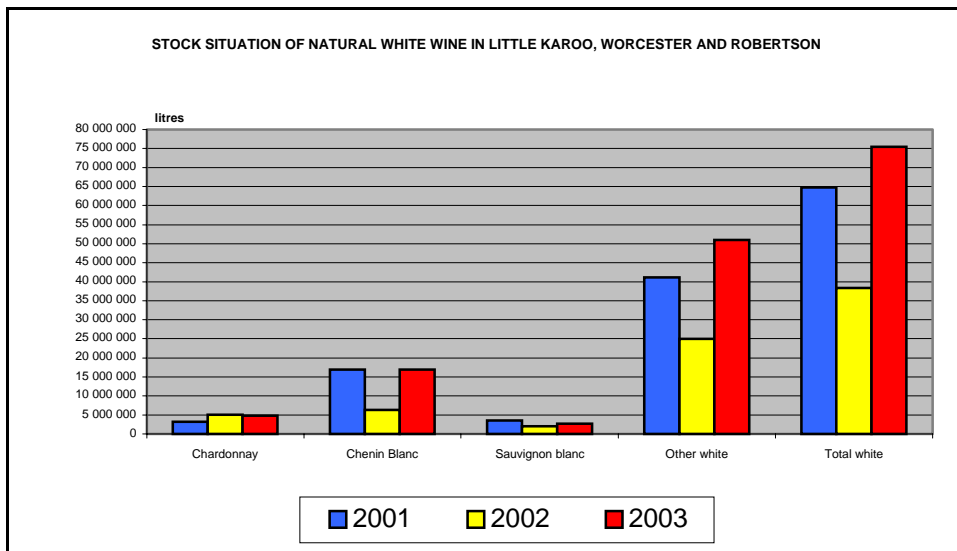
GRAPH 6



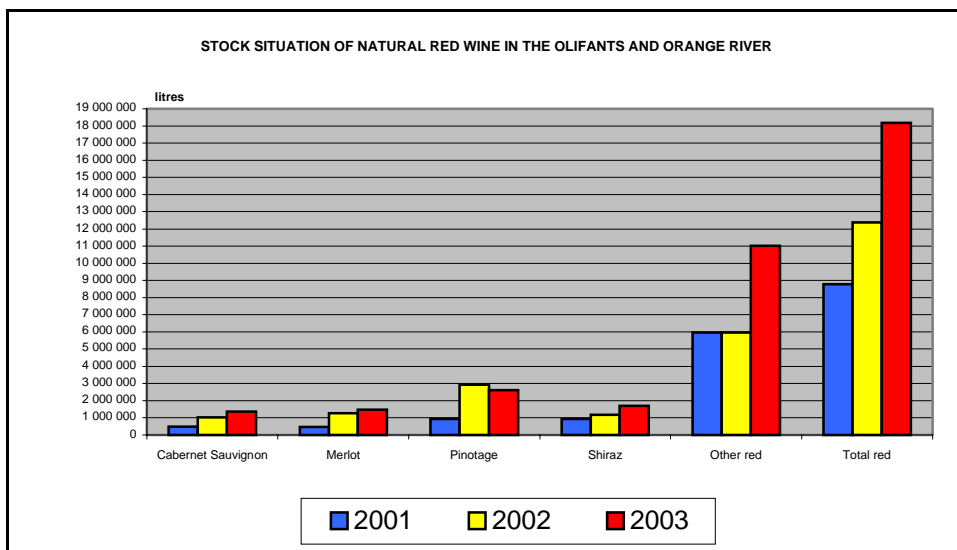
GRAPH 7



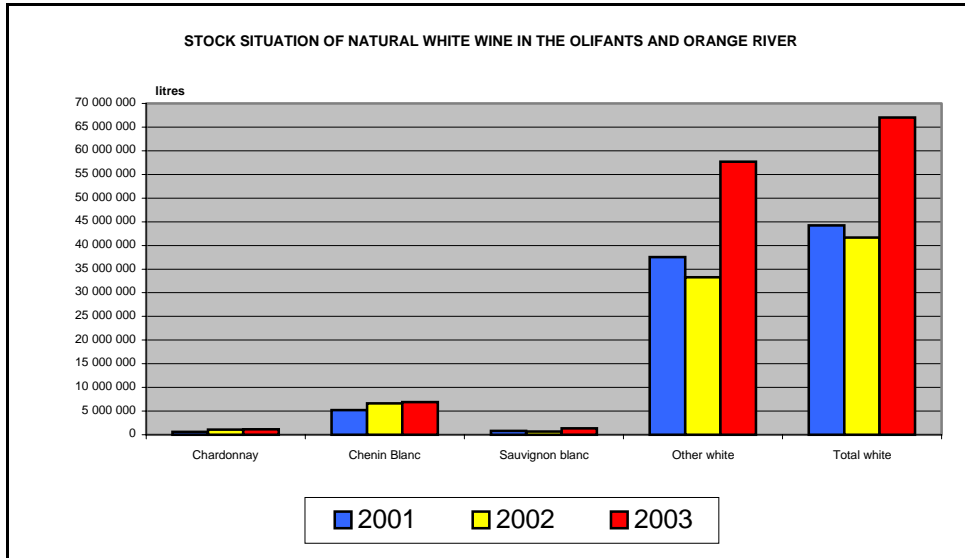
GRAPH 8



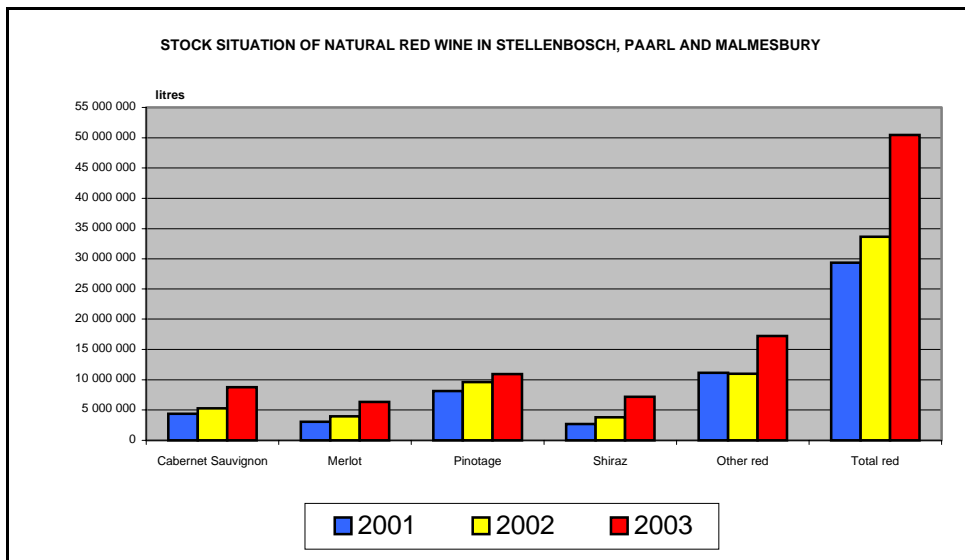
GRAPH 9



GRAPH 10



GRAPH 11



GRAPH 12

