

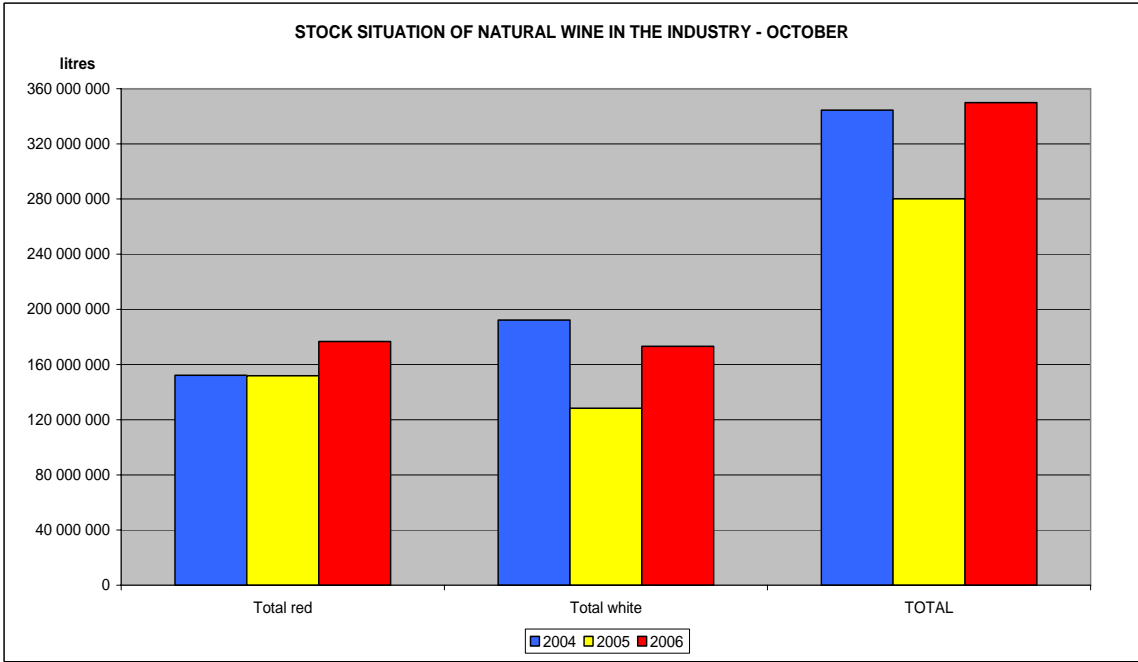
**TABLE 2:
STOCK SITUATION IN THE VARIOUS REGIONS**

	TOTAL						KLK, ROB & WORC						OLIFANTS- & ORANGE						STB, PRL & MALM					
	2004 litres	% of total	2005 litres	% of total	2006 litres	% of total	2004 litres	% of type	2005 litres	% of type	2006 litres	% of type	2004 litres	% of type	2005 litres	% of type	2006 litres	% of type	2004 litres	% of type	2005 litres	% of type	2006 litres	% of type
Cabernet Sauvignon	25 252 075	7.3%	29 983 110	10.7%	36 222 808	10.4%	10 478 633	41.5%	12 082 424	40.3%	14 399 596	39.8%	2 124 251	8.4%	2 500 015	8.3%	3 495 489	9.6%	12 649 192	50.1%	15 400 671	51.4%	18 327 723	50.6%
Merlot	19 902 401	5.8%	19 392 387	6.9%	23 477 182	6.7%	7 999 027	40.2%	7 778 418	40.1%	9 795 610	41.7%	2 876 956	14.5%	2 430 014	12.5%	3 413 209	14.5%	9 026 419	45.4%	9 183 955	47.4%	10 268 363	43.7%
Pinotage	25 047 011	7.3%	21 821 216	7.8%	24 009 241	6.9%	7 809 677	31.2%	6 265 496	28.7%	7 628 333	31.8%	4 559 375	18.2%	4 788 519	21.9%	4 728 545	19.7%	12 677 960	50.6%	10 767 201	49.3%	11 652 363	48.5%
Shiraz	24 544 681	7.1%	26 691 138	9.5%	29 908 250	8.5%	8 597 774	35.0%	10 366 369	38.8%	11 907 601	39.8%	4 862 796	19.8%	5 992 158	22.4%	5 152 145	17.2%	11 084 112	45.2%	10 332 611	38.7%	12 848 505	43.0%
Other red	57 561 224	16.7%	53 963 890	19.3%	63 065 621	18.0%	27 315 462	47.5%	24 489 367	45.4%	28 311 497	44.9%	10 819 909	18.8%	11 835 444	21.9%	12 807 660	20.3%	19 425 853	33.7%	17 639 079	32.7%	21 946 464	34.8%
Total red	152 307 392	44.2%	151 851 741	54.2%	176 683 102	50.5%	62 200 573	40.8%	60 982 074	40.2%	72 042 637	40.8%	25 243 287	16.6%	27 546 150	18.1%	29 597 048	16.8%	64 863 536	42.6%	63 323 517	41.7%	75 043 418	42.5%
Chardonnay	10 294 113	3.0%	12 892 932	4.6%	13 893 393	4.0%	7 338 188	71.3%	9 495 935	73.7%	8 938 167	64.3%	1 026 902	10.0%	1 338 094	10.4%	1 965 644	14.1%	1 929 025	18.7%	2 058 903	16.0%	2 989 581	21.5%
Chenin Blanc	35 380 831	10.3%	30 075 819	10.7%	42 259 685	12.1%	19 686 163	55.6%	13 399 880	44.6%	19 631 420	46.5%	5 756 390	16.3%	8 803 528	29.3%	11 580 140	27.4%	9 938 279	28.1%	7 872 411	26.2%	11 048 126	26.1%
Colombar					27 747 799	7.9%			11 383 978	41.0%					15 719 978	56.7%							643 842	2.3%
Sauvignon blanc	6 042 001	1.8%	5 767 295	2.1%	8 308 279	2.4%	3 710 510	61.4%	3 483 597	60.4%	4 449 446	53.6%	535 128	8.9%	593 901	10.3%	1 602 588	19.3%	1 796 363	29.7%	1 689 797	29.3%	2 256 245	27.2%
Other white	140 455 228	40.8%	79 636 217	28.4%	80 974 748	23.1%	56 797 983	40.4%	29 005 391	36.4%	33 210 093	41.0%	68 467 469	48.7%	42 666 560	53.6%	38 001 088	46.9%	15 189 775	10.8%	7 964 266	10.0%	9 763 567	12.1%
Total white	192 172 173	55.8%	128 372 263	45.8%	173 183 904	49.5%	87 532 844	45.5%	55 384 803	43.1%	77 613 104	44.8%	75 785 889	39.4%	53 402 083	41.6%	68 869 438	39.8%	28 853 442	15.0%	19 585 377	15.3%	26 701 361	15.4%
TOTAL	344 479 565	100.0%	280 224 004	100.0%	349 867 006	100.0%	149 733 417	43.5%	116 366 877	41.5%	149 655 741	42.8%	101 029 176	29.3%	80 948 233	28.9%	98 466 486	28.1%	93 716 978	27.2%	82 908 894	29.6%	101 744 779	29.1%

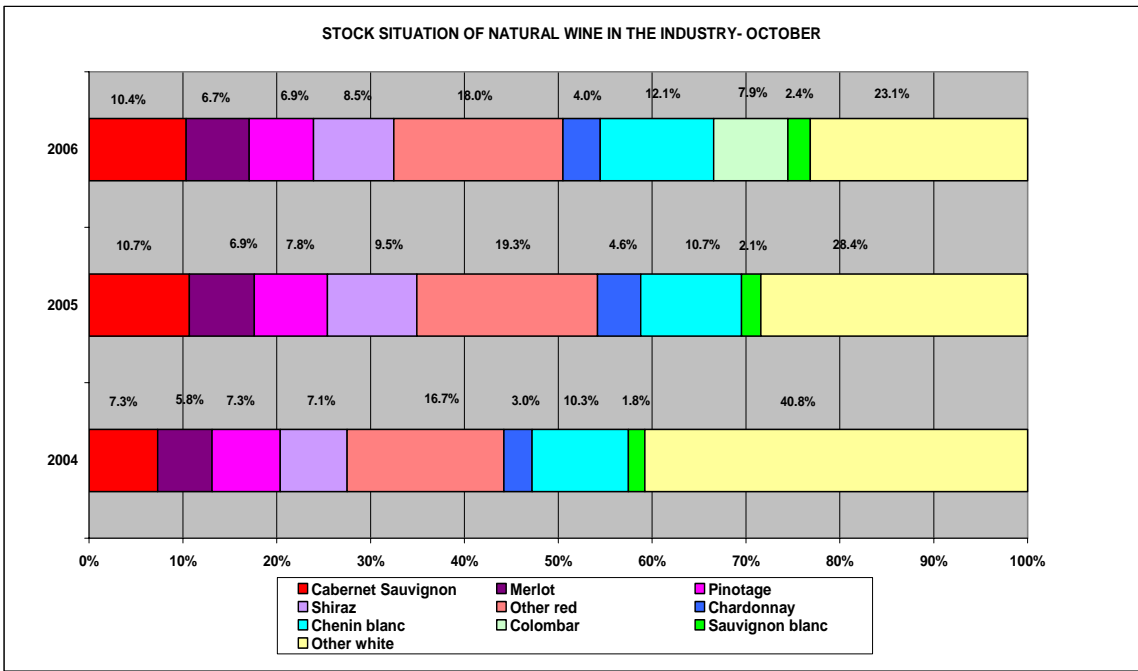
	TOTAL			LK, ROB & WORC			OLIFANTS- & ORANGE			STB, PRL & MALM		
	2005	2006	±	2005	2006	±	2005	2006	±	2005	2006	±
	litres	litres		litres	litres		litres	litres		litres	litres	
Cabernet Sauvignon	29 983 110	36 222 808	20.8%	12 082 424	14 399 596	19.2%	2 500 015	3 495 489	39.8%	15 400 671	18 327 723	19.0%
Merlot	19 392 387	23 477 182	21.1%	7 778 418	9 795 610	25.9%	2 430 014	3 413 209	40.5%	9 183 955	10 268 363	11.8%
Pinotage	21 821 216	24 009 241	10.0%	6 265 496	7 628 333	21.8%	4 788 519	4 728 545	-1.3%	10 767 201	11 652 363	8.2%
Shiraz	26 691 138	29 908 250	12.1%	10 366 369	11 907 601	14.9%	5 992 158	5 152 145	-14.0%	10 332 611	12 848 505	24.3%
Other red	53 963 890	63 065 621	16.9%	24 489 367	28 311 497	15.6%	11 835 444	12 807 660	8.2%	17 639 079	21 946 464	24.4%
Total red	151 851 741	176 683 102	16.4%	60 982 074	72 042 637	18.1%	27 546 150	29 597 048	7.4%	63 323 517	75 043 418	18.5%
Chardonnay	12 892 932	13 893 393	7.8%	9 495 935	8 938 167	-5.9%	1 338 094	1 965 644	46.9%	2 058 903	2 989 581	45.2%
Chenin Blanc	30 075 819	42 259 685	40.5%	13 399 880	19 631 420	46.5%	8 803 528	11 580 140	31.5%	7 872 411	11 048 126	40.3%
Colombar		27 747 799			11 383 978			15 719 978			643 842	
Sauvignon blanc	5 767 295	8 308 279	44.1%	3 483 597	4 449 446	27.7%	593 901	1 602 588	169.8%	1 689 797	2 256 245	33.5%
Other white*	79 636 217	80 974 748		29 005 391	33 210 093		42 666 560	38 001 088		7 964 266	9 763 567	
Total white	128 372 263	173 183 904	34.9%	55 384 803	77 613 104	40.1%	53 402 083	68 869 438	29.0%	19 585 377	26 701 361	36.3%
TOTAL	280 224 004	349 867 006	24.9%	116 366 877	149 655 741	28.6%	80 948 233	98 466 486	21.6%	82 908 894	101 744 779	22.7%

* From 2006 excluding Colombar

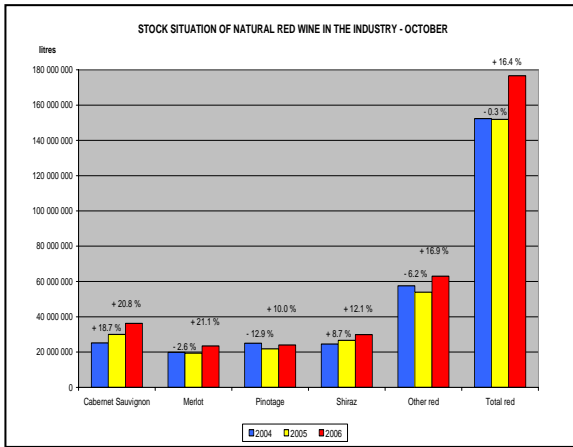
GRAPH 1



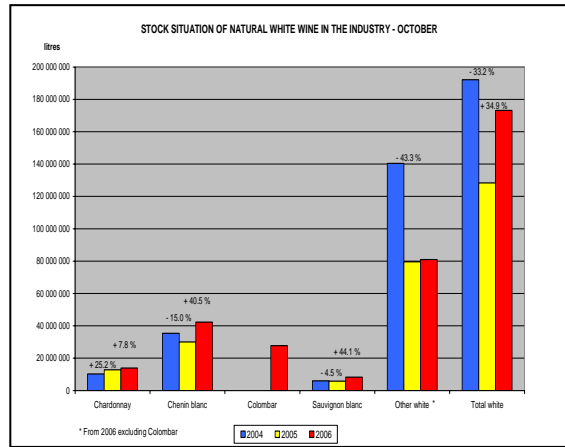
GRAPH 2



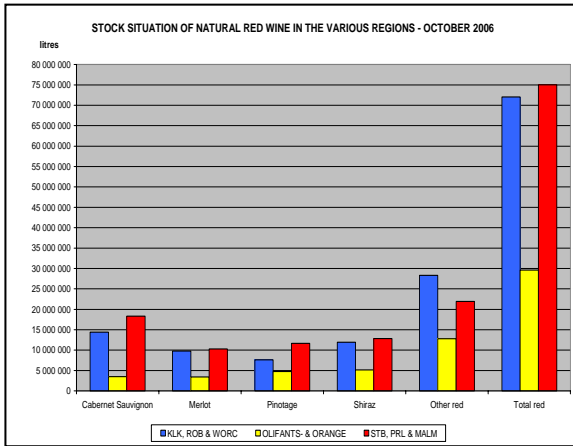
GRAPH 3



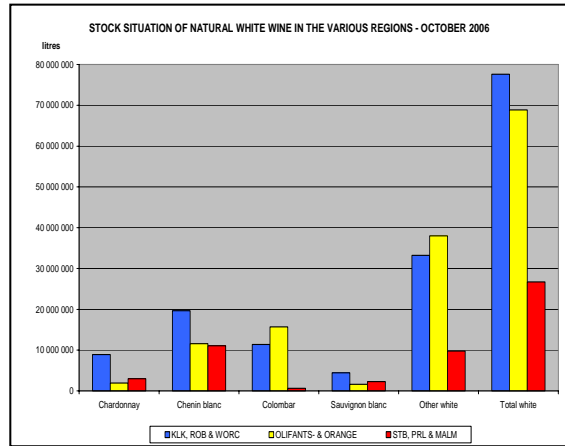
GRAPH 4



GRAPH 5



GRAPH 6



**TABLE 3:
STOCK SITUATION IN THE LITTLE KAROO, WORCESTER AND ROBERTSON**

	2006 VINTAGE			PREVIOUS VINTAGES			TOTAL
	CONTRACTED	NOT CONTRACTED	BOTTLED	CONTRACTED	NOT CONTRACTED	BOTTLED	
RED WINE							
Cabernet Sauvignon	7 784 027	2 795 409	1 478	2 479 769	1 213 167	125 745	14 399 596
Merlot	6 067 854	1 813 167	1 301	1 063 591	761 409	88 288	9 795 610
Pinotage	4 289 710	1 451 499	1 478	885 404	869 199	131 044	7 628 333
Shiraz	7 575 648	1 483 905		2 120 425	589 050	138 573	11 907 601
Other red	16 478 709	4 199 524	87 759	5 878 282	1 103 654	563 570	28 311 497
Total red	42 195 948	11 743 504	92 016	12 427 471	4 536 479	1 047 220	72 042 637
WHITE WINE							
Chardonnay	6 731 174	1 583 628	55 554	459 789	52 248	55 774	8 938 167
Chenin blanc	18 480 905	924 962	181 578	37 017		6 958	19 631 420
Colombar	10 284 529	983 943	25 385	81 950		8 171	11 383 978
Sauvignon blanc	4 106 005	178 966	129 194	28 051		7 231	4 449 446
Other white	31 049 704	944 852	465 840	573 772	76 496	99 429	33 210 093
Total white	70 652 317	4 616 351	857 551	1 180 579	128 744	177 563	77 613 104
TOTAL	112 848 265	16 359 855	949 567	13 608 050	4 665 223	1 224 783	149 655 741

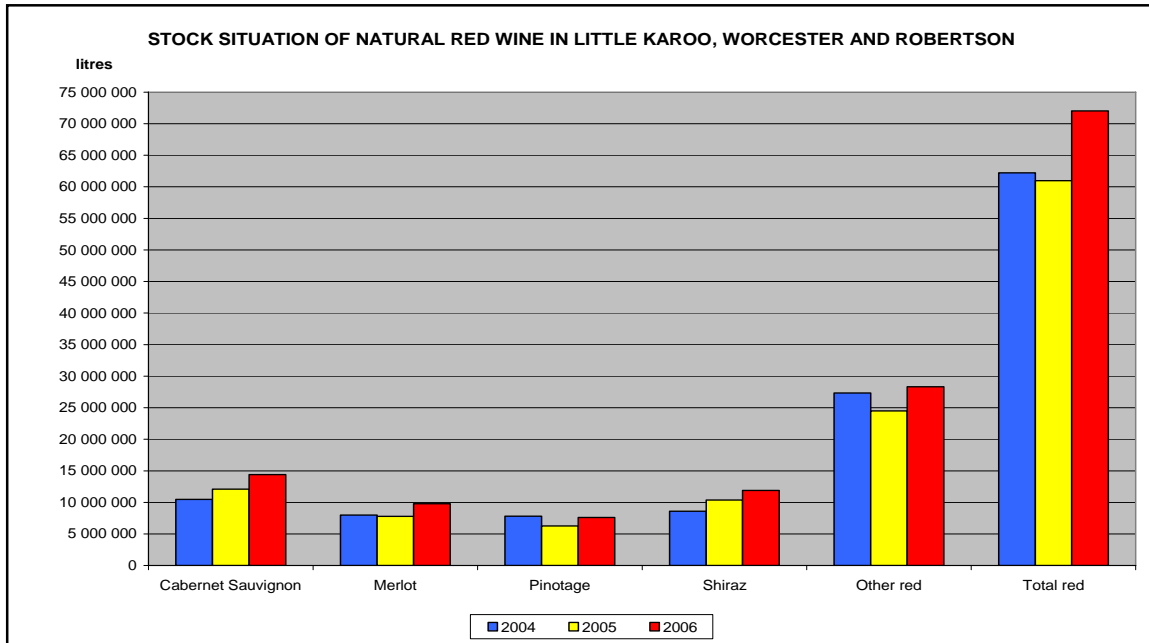
**TABLE 4:
STOCK SITUATION IN THE OLIFANTS RIVER AND ORANGE RIVER**

	2006 VINTAGE			PREVIOUS VINTAGES			TOTAL
	CONTRACTED	NOT CONTRACTED	BOTTLED	CONTRACTED	NOT CONTRACTED	BOTTLED	
RED WINE							
Cabernet Sauvignon	1 533 465	1 203 506	8 219	406 894	319 264	24 140	3 495 489
Merlot	1 190 085	1 962 065		58 511	189 064	13 484	3 413 209
Pinotage	3 434 456	153 485	4 469	1 048 579	58 690	28 865	4 728 545
Shiraz	2 709 236	2 062 682	20 420	186 485	120 549	52 773	5 152 145
Other red	7 520 630	2 009 877	144 477	2 595 246	454 732	82 698	12 807 660
Total red	16 387 872	7 391 615	177 585	4 295 715	1 142 299	201 960	29 597 048
WHITE WINE							
Chardonnay	1 592 861	309 354	38 881	6 845		17 703	1 965 644
Chenin blanc	7 983 493	3 480 634	104 343	11 670			11 580 140
Colombar	15 513 587	206 090	301				15 719 978
Sauvignon blanc	1 032 600	526 275	20 348		23 365		1 602 588
Other white	35 589 904	1 240 815	532 574	584 663	19 876	33 257	38 001 088
Total white	61 712 445	5 763 168	696 447	603 178	43 241	50 960	68 869 438
TOTAL	78 100 317	13 154 783	874 032	4 898 893	1 185 540	252 920	98 466 486

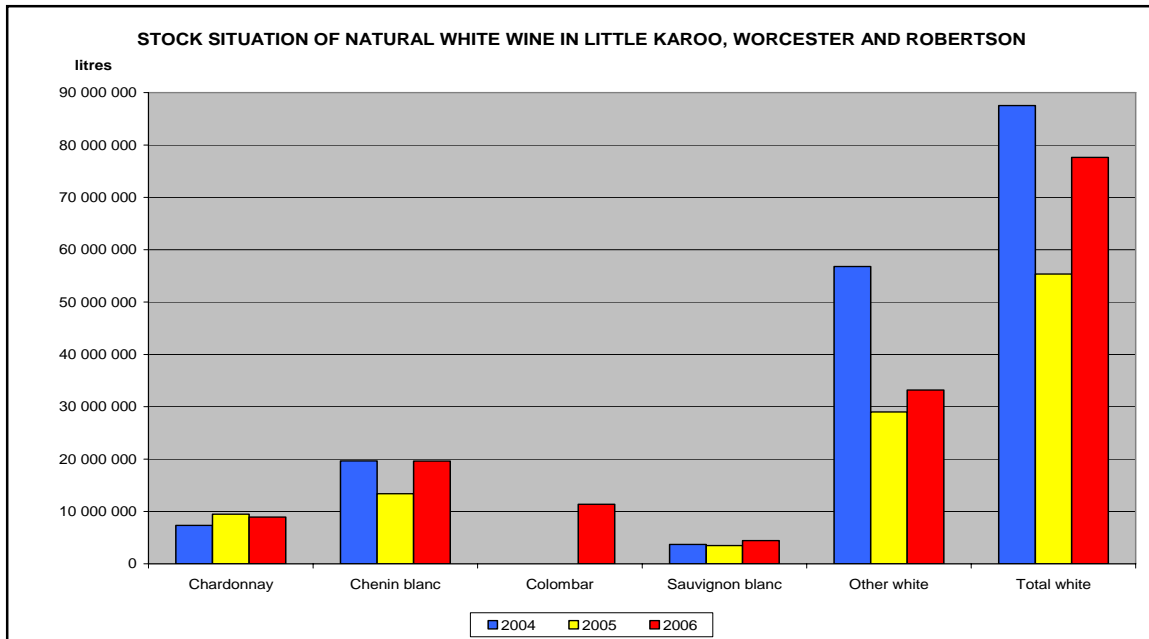
**TABLE 5:
STOCK SITUATION IN STELLENBOSCH, PAARL AND MALMESBURY**

	2006 VINTAGE			PREVIOUS VINTAGES			TOTAL
	CONTRACTED	NOT CONTRACTED	BOTTLED	CONTRACTED	NOT CONTRACTED	BOTTLED	
RED WINE							
Cabernet Sauvignon	7 360 363	5 866 262		3 083 052	1 717 596	300 450	18 327 723
Merlot	3 121 099	3 359 047		2 677 092	903 603	207 522	10 268 363
Pinotage	6 867 693	2 244 030	4 644	1 085 441	931 297	519 258	11 652 363
Shiraz	6 045 674	3 819 472		1 860 991	787 593	334 775	12 848 505
Other red	9 258 601	4 252 428	245 285	6 324 215	1 346 544	519 391	21 946 464
Total red	32 653 430	19 541 239	249 929	15 030 791	5 686 633	1 881 396	75 043 418
WHITE WINE							
Chardonnay	2 432 270	276 176	134 287	83 712		63 136	2 989 581
Chenin blanc	8 880 791	1 572 581	266 933	136 659	11 300	179 862	11 048 126
Colombar	618 491			25 351			643 842
Sauvignon blanc	1 509 490	457 102	181 494	61 234		46 925	2 256 245
Other white	6 790 833	2 031 473	630 048	42 456	34 114	234 644	9 763 567
Total white	20 231 875	4 337 332	1 212 762	349 412	45 414	524 567	26 701 361
TOTAL	52 885 305	23 878 571	1 462 691	15 380 203	5 732 047	2 405 963	101 744 779

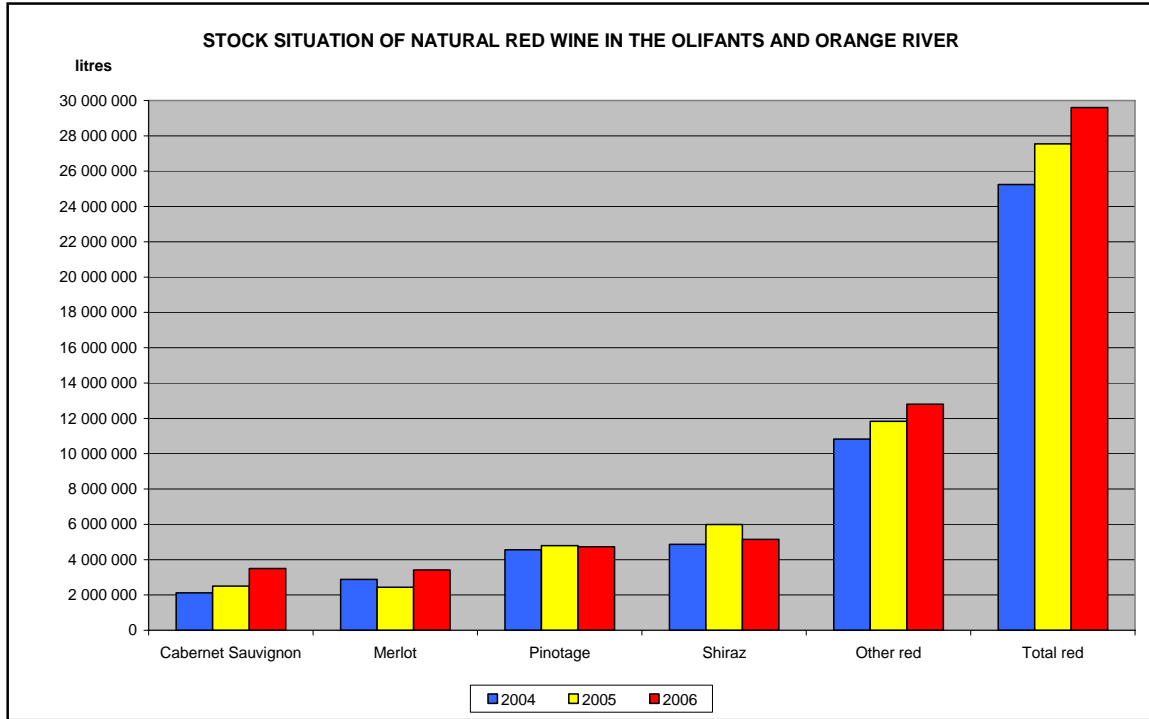
GRAPH 7



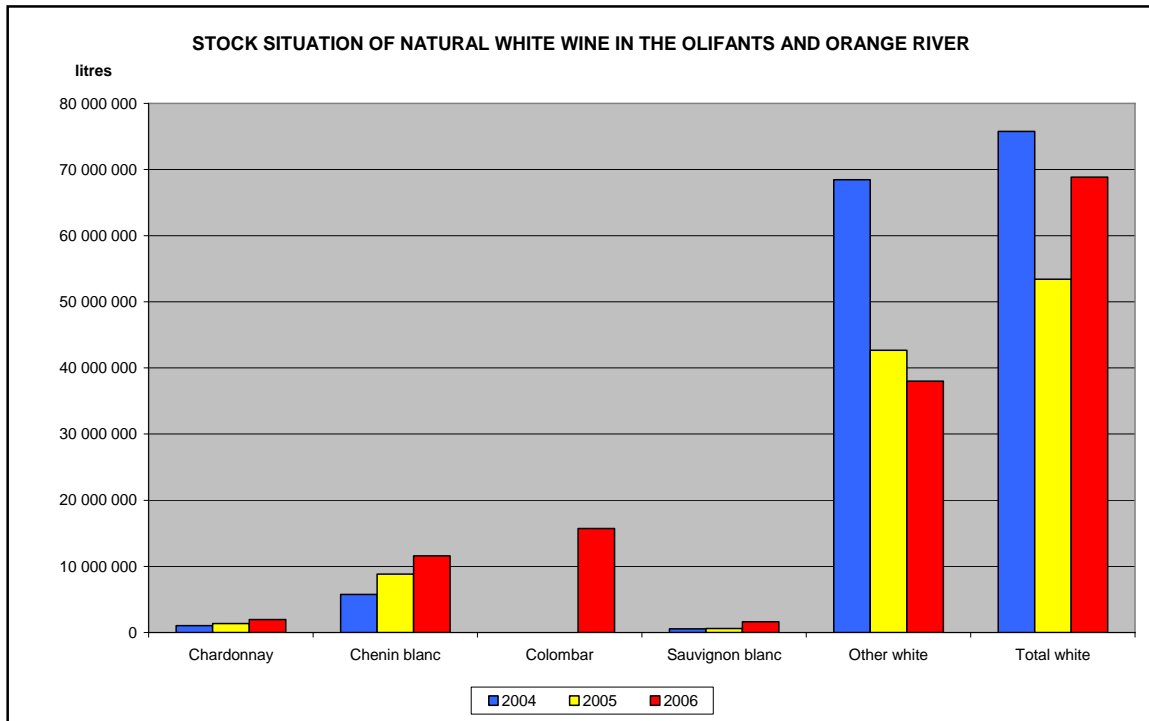
GRAPH 8



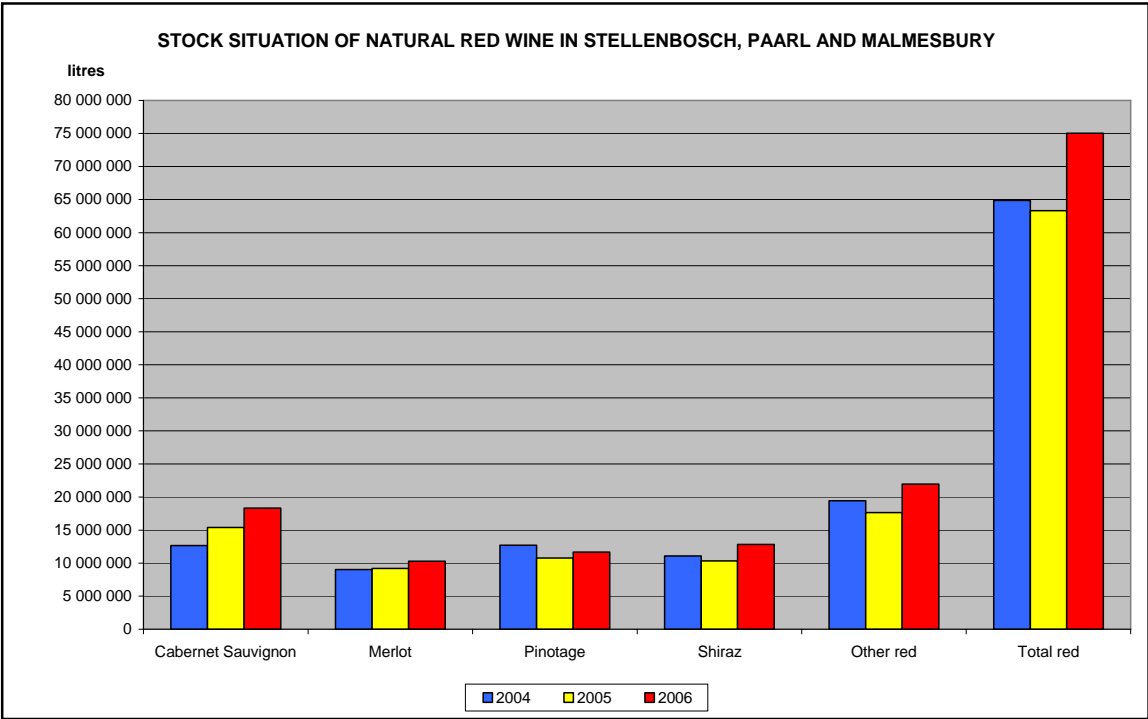
GRAPH 9



GRAPH 10



GRAPH 11



GRAPH 12

