

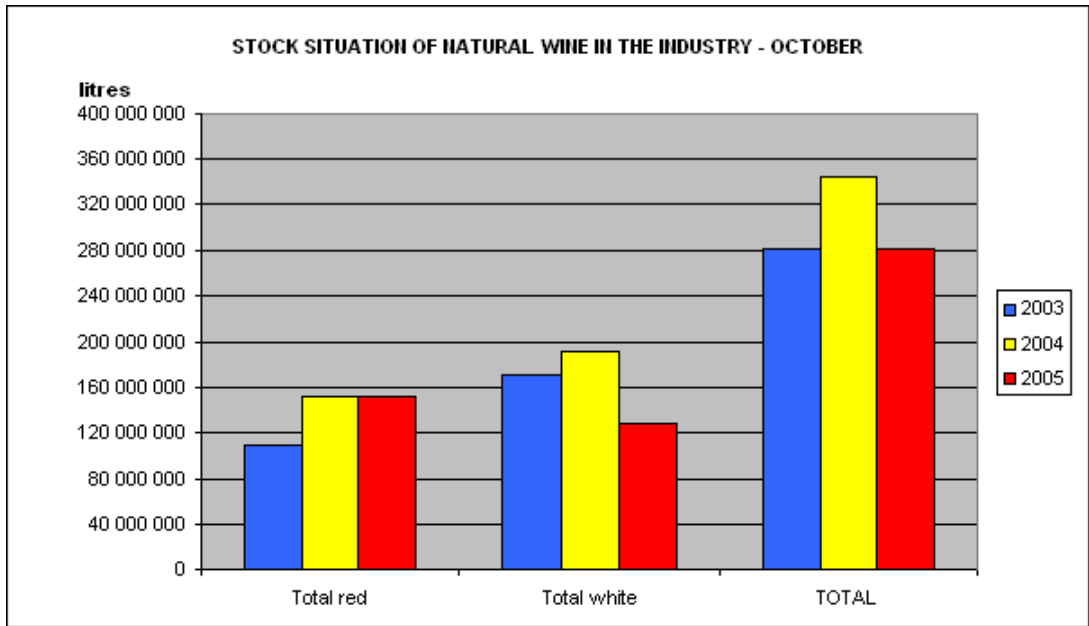


**TABLE 2:  
STOCK SITUATION IN THE VARIOUS REGIONS**

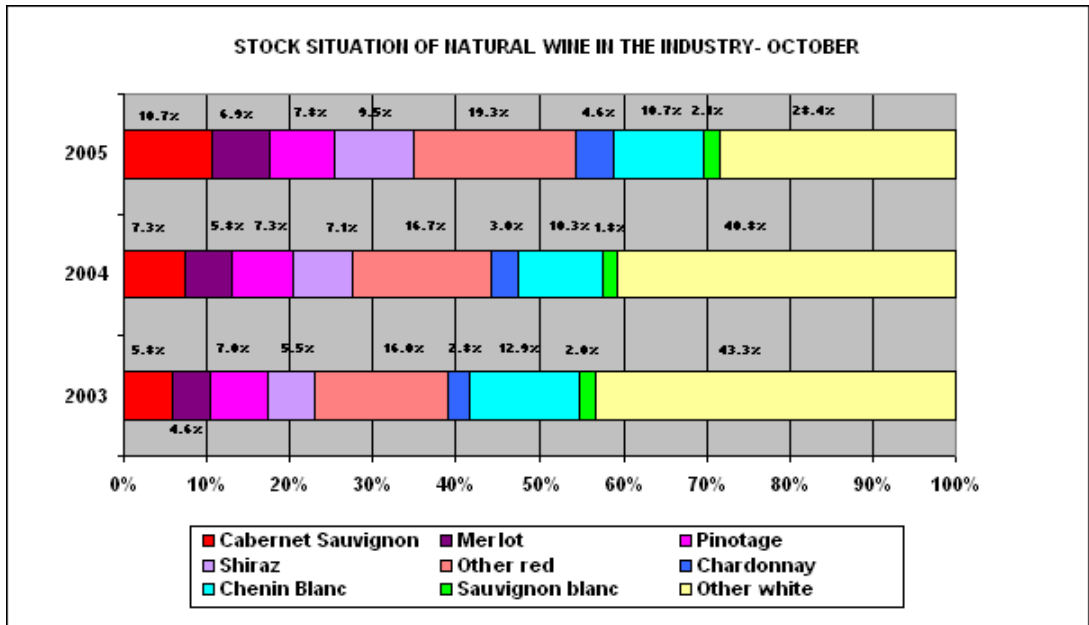
	TOTAL						LK, ROB & WORC						OLIFANTS- & ORANGE						STB, PRL & MALM					
	2003		2004		2005		2003		2004		2005		2003		2004		2005		2003		2004		2005	
	litre	% of total	litre	% of total	litre	% of total	litre	% of total	litre	% of total	litre	% of total	litre	% of total	litre	% of total	litre	% of total	litre	% of total	litre	% of total	litre	% of total
Cabernet Sauvignon	16 370 494	5.8%	25 252 075	7.3%	29 983 110	10.7%	6 222 546	38.0%	10 478 633	41.5%	12 082 424	40.3%	1 365 044	8.3%	2 124 251	8.4%	2 500 015	8.3%	8 782 905	53.7%	12 649 192	50.1%	15 400 671	51.4%
Merlot	13 000 196	4.6%	19 902 401	5.8%	19 392 387	6.9%	5 198 122	40.0%	7 999 027	40.2%	7 778 418	40.1%	1 481 804	11.4%	2 876 956	14.5%	2 430 014	12.5%	6 320 270	48.6%	9 026 419	45.4%	9 183 955	47.4%
Pinotage	19 533 315	7.0%	25 047 011	7.3%	21 821 216	7.8%	5 983 596	30.6%	7 809 677	31.2%	6 265 496	28.7%	2 622 178	13.4%	4 559 375	18.2%	4 788 519	21.9%	10 927 542	55.9%	12 677 960	50.6%	10 767 201	49.3%
Shiraz	15 508 416	5.5%	24 544 681	7.1%	26 691 138	9.5%	6 609 018	42.6%	8 597 774	35.0%	10 366 369	38.8%	1 694 583	10.9%	4 862 796	19.8%	5 992 158	22.4%	7 204 815	46.5%	11 084 112	45.2%	10 332 611	38.7%
Other red	45 026 268	16.0%	57 561 224	16.7%	53 963 890	19.3%	16 805 366	37.3%	27 315 462	47.5%	24 489 367	45.4%	11 023 434	24.5%	10 819 909	18.8%	11 835 444	21.9%	17 197 469	38.2%	19 425 853	33.7%	17 639 079	32.7%
<b>Total red</b>	<b>109 438 689</b>	<b>39.0%</b>	<b>152 307 392</b>	<b>44.2%</b>	<b>151 851 741</b>	<b>54.2%</b>	<b>40 818 648</b>	<b>37.3%</b>	<b>62 200 573</b>	<b>40.8%</b>	<b>60 982 074</b>	<b>40.2%</b>	<b>18 187 043</b>	<b>16.6%</b>	<b>25 243 287</b>	<b>16.6%</b>	<b>27 546 150</b>	<b>18.1%</b>	<b>50 433 001</b>	<b>46.1%</b>	<b>64 863 536</b>	<b>42.6%</b>	<b>63 323 517</b>	<b>41.7%</b>
Chardonnay	7 802 669	2.8%	10 294 113	3.0%	12 892 932	4.6%	4 800 106	61.5%	7 338 188	71.3%	9 495 935	73.7%	1 131 019	14.5%	1 026 902	10.0%	1 338 094	10.4%	1 871 543	24.0%	1 929 025	18.7%	2 058 903	16.0%
Chenin Blanc	36 206 000	12.9%	35 380 831	10.3%	30 075 819	10.7%	16 963 732	46.9%	19 686 163	55.6%	13 399 880	44.6%	6 903 248	19.1%	5 756 390	16.3%	8 803 528	29.3%	12 339 021	34.1%	9 938 279	28.1%	7 872 411	26.2%
Sauvignon blanc	5 740 481	2.0%	6 042 001	1.8%	5 767 295	2.1%	2 661 207	46.4%	3 710 510	61.4%	3 483 597	60.4%	1 345 871	23.4%	535 128	8.9%	593 901	10.3%	1 733 404	30.2%	1 796 363	29.7%	1 689 797	29.3%
Other white	121 775 568	43.3%	140 455 228	40.8%	79 636 217	28.4%	51 019 569	41.9%	56 797 983	40.4%	29 005 391	36.4%	57 664 739	47.4%	68 467 469	48.7%	42 666 560	53.6%	13 091 260	10.8%	15 189 775	10.8%	7 964 266	10.0%
<b>Total white</b>	<b>171 524 718</b>	<b>61.0%</b>	<b>192 172 173</b>	<b>55.8%</b>	<b>128 372 263</b>	<b>45.8%</b>	<b>75 444 614</b>	<b>44.0%</b>	<b>87 532 844</b>	<b>45.5%</b>	<b>55 384 803</b>	<b>43.1%</b>	<b>67 044 877</b>	<b>39.1%</b>	<b>75 785 889</b>	<b>39.4%</b>	<b>53 402 083</b>	<b>41.6%</b>	<b>29 035 228</b>	<b>16.9%</b>	<b>28 853 442</b>	<b>15.0%</b>	<b>19 585 377</b>	<b>15.3%</b>
<b>TOTAL</b>	<b>280 963 407</b>	<b>100.0%</b>	<b>344 479 565</b>	<b>100.0%</b>	<b>280 224 004</b>	<b>100.0%</b>	<b>116 263 262</b>	<b>41.4%</b>	<b>149 733 417</b>	<b>43.5%</b>	<b>116 366 877</b>	<b>41.5%</b>	<b>85 231 920</b>	<b>30.3%</b>	<b>101 029 176</b>	<b>29.3%</b>	<b>80 948 233</b>	<b>28.9%</b>	<b>79 468 229</b>	<b>28.3%</b>	<b>93 716 978</b>	<b>27.2%</b>	<b>82 908 894</b>	<b>29.6%</b>

	TOTAL			LK, ROB & WORC			OLIFANTS- & ORANGE			STB, PRL & MALM		
	2004	2005	±	2004	2005	±	2004	2005	±	2004	2005	±
	litre	litre		litre	litre		litre	litre		litre	litre	
Cabernet Sauvignon	25 252 075	29 983 110	18.7%	10 478 633	12 082 424	15.3%	2 124 251	2 500 015	17.7%	12 649 192	15 400 671	21.8%
Merlot	19 902 401	19 392 387	-2.6%	7 999 027	7 778 418	-2.8%	2 876 956	2 430 014	-15.5%	9 026 419	9 183 955	1.7%
Pinotage	25 047 011	21 821 216	-12.9%	7 809 677	6 265 496	-19.8%	4 559 375	4 788 519	5.0%	12 677 960	10 767 201	-15.1%
Shiraz	24 544 681	26 691 138	8.7%	8 597 774	10 366 369	20.6%	4 862 796	5 992 158	23.2%	11 084 112	10 332 611	-6.8%
Other red	57 561 224	53 963 890	-6.2%	27 315 462	24 489 367	-10.3%	10 819 909	11 835 444	9.4%	19 425 853	17 639 079	-9.2%
<b>Total red</b>	<b>152 307 392</b>	<b>151 851 741</b>	<b>-0.3%</b>	<b>62 200 573</b>	<b>60 982 074</b>	<b>-2.0%</b>	<b>25 243 287</b>	<b>27 546 150</b>	<b>9.1%</b>	<b>64 863 536</b>	<b>63 323 517</b>	<b>-2.4%</b>
Chardonnay	10 294 113	12 892 932	25.2%	7 338 188	9 495 935	29.4%	1 026 902	1 338 094	30.3%	1 929 025	2 058 903	6.7%
Chenin Blanc	35 380 831	30 075 819	-15.0%	19 686 163	13 399 880	-31.9%	5 756 390	8 803 528	52.9%	9 938 279	7 872 411	-20.8%
Sauvignon blanc	6 042 001	5 767 295	-4.5%	3 710 510	3 483 597	-6.1%	535 128	593 901	11.0%	1 796 363	1 689 797	-5.9%
Other white	140 455 228	79 636 217	-43.3%	56 797 983	29 005 391	-48.9%	68 467 469	42 666 560	-37.7%	15 189 775	7 964 266	-47.6%
<b>Total white</b>	<b>192 172 173</b>	<b>128 372 263</b>	<b>-33.2%</b>	<b>87 532 844</b>	<b>55 384 803</b>	<b>-36.7%</b>	<b>75 785 889</b>	<b>53 402 083</b>	<b>-29.5%</b>	<b>28 853 442</b>	<b>19 585 377</b>	<b>-32.1%</b>
<b>TOTAL</b>	<b>344 479 565</b>	<b>280 224 004</b>	<b>-18.7%</b>	<b>149 733 417</b>	<b>116 366 877</b>	<b>-22.3%</b>	<b>101 029 176</b>	<b>80 948 233</b>	<b>-19.9%</b>	<b>93 716 978</b>	<b>82 908 894</b>	<b>-11.5%</b>

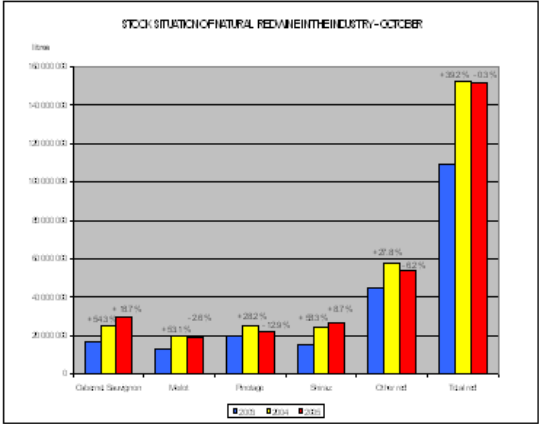
**GRAPH 1**



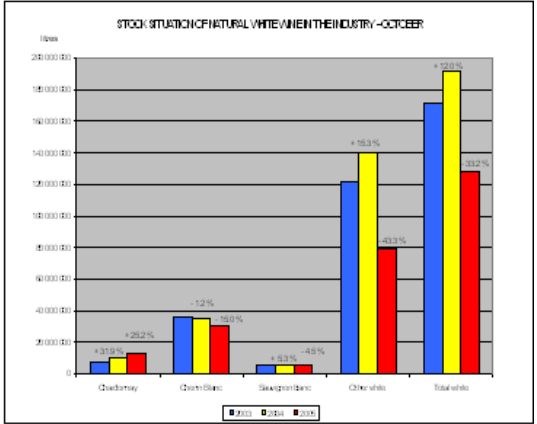
**GRAPH 2**



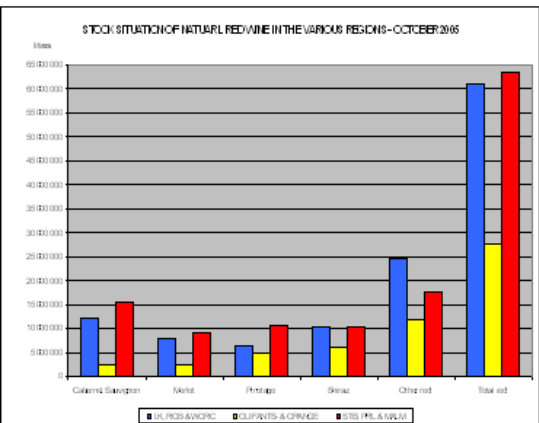
**GRAPH 3**



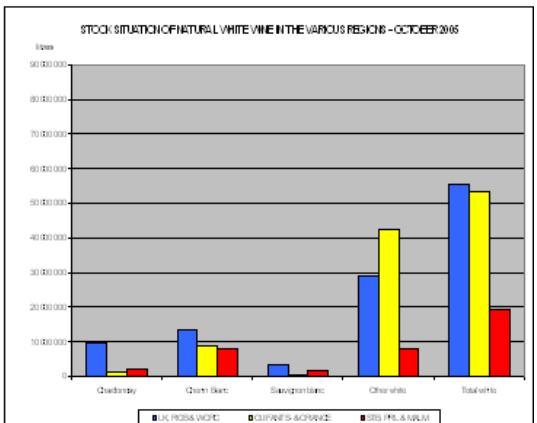
**GRAPH 4**



**GRAPH 5**



**GRAPH 6**



**TABLE 3:  
STOCK SITUATION IN THE LITTLE KAROO, WORCESTER AND ROBERTSON**

	2005 VINTAGE			PREVIOUS VINTAGES			TOTAL
	CONTRACTED	NOT CONTRACTED	BOTTLED	CONTRACTED	NOT CONTRACTED	BOTTLED	
<b>RED WINE</b>							
Cabernet Sauvignon	6 662 822	1 805 050	2 106	2 963 096	520 287	129 063	12 082 424
Merlot	4 494 049	1 465 758	14 698	1 167 134	585 454	51 326	7 778 419
Pinotage	3 828 422	1 319 886	20 636	813 140	194 365	89 046	6 265 495
Shiraz	6 346 370	1 905 405	23 576	1 428 973	568 897	93 149	10 366 370
Other red	13 549 588	3 307 243	127 054	5 885 669	1 243 616	376 197	24 489 367
<b>Total red</b>	<b>34 881 251</b>	<b>9 803 342</b>	<b>188 070</b>	<b>12 258 012</b>	<b>3 112 619</b>	<b>738 781</b>	<b>60 982 075</b>
<b>WHITE WINE</b>							
Chardonnay	7 992 267	565 492	95 162	779 680	22 788	40 546	9 495 935
Chenin Blanc	12 810 098	415 857	84 541	80 065		9 319	13 399 880
Sauvignon blanc	3 169 270	100 396	195 535			18 396	3 483 597
Other white	26 999 534	444 868	315 051	1 157 779	6 815	81 343	29 005 390
<b>Total white</b>	<b>50 971 169</b>	<b>1 526 613</b>	<b>690 289</b>	<b>2 017 524</b>	<b>29 603</b>	<b>149 604</b>	<b>55 384 802</b>
<b>TOTAL</b>	<b>85 852 420</b>	<b>11 329 955</b>	<b>878 359</b>	<b>14 275 536</b>	<b>3 142 222</b>	<b>888 385</b>	<b>116 366 877</b>

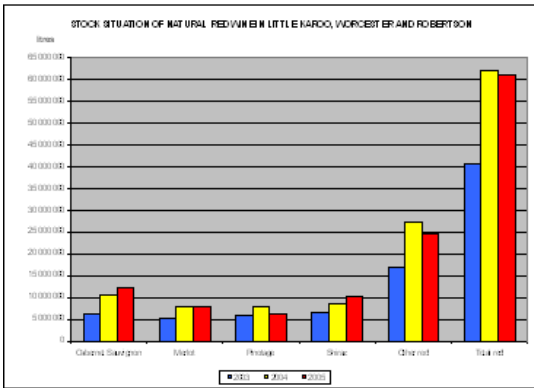
**TABLE 4:  
STOCK SITUATION IN THE OLIFANTS RIVER AND ORANGE RIVER**

	2005 VINTAGE			PREVIOUS VINTAGES			TOTAL
	CONTRACTED	NOT CONTRACTED	BOTTLED	CONTRACTED	NOT CONTRACTED	BOTTLED	
<b>RED WINE</b>							
Cabernet Sauvignon	1 658 376	462 569	29 437	195 885	142 651	11 097	2 500 015
Merlot	471 467	1 390 485	4 383	301 048	226 309	36 322	2 430 014
Pinotage	4 027 308	1 16 849	63 188	182 265	388 687	10 222	4 788 519
Shiraz	2 052 917	3 730 505	45 941	80 355	65 839	16 601	5 992 158
Other red	6 261 277	871 937	167 382	3 437 717	1 006 215	90 917	11 835 445
<b>Total red</b>	<b>14 471 345</b>	<b>6 572 345</b>	<b>310 331</b>	<b>4 197 270</b>	<b>1 829 701</b>	<b>165 159</b>	<b>27 546 151</b>
<b>WHITE WINE</b>							
Chardonnay	1 242 625	16 916	59 107	15 600		3 847	1 338 095
Chenin Blanc	8 614 780	90 442	88 999			9 307	8 803 528
Sauvignon blanc	444 355	99 092	49 314			1 140	593 901
Other white	40 540 842	30 500	753 236	853 181	472 303	16 498	42 666 560
<b>Total white</b>	<b>50 842 602</b>	<b>236 950</b>	<b>950 656</b>	<b>868 781</b>	<b>472 303</b>	<b>30 792</b>	<b>53 402 084</b>
<b>TOTAL</b>	<b>65 313 947</b>	<b>6 809 295</b>	<b>1 260 987</b>	<b>5 066 051</b>	<b>2 302 004</b>	<b>195 951</b>	<b>80 948 235</b>

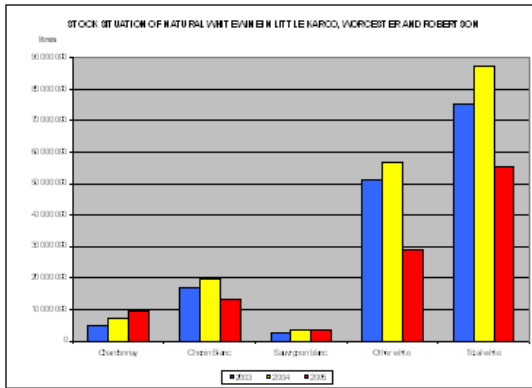
**TABLE 5:  
STOCK SITUATION IN STELLENBOSCH, PAARL AND MALMESBURY**

	2005 VINTAGE			PREVIOUS VINTAGES			TOTAL
	CONTRACTED	NOT CONTRACTED	BOTTLED	CONTRACTED	NOT CONTRACTED	BOTTLED	
<b>RED WINE</b>							
Cabernet Sauvignon	6 315 231	5 225 123	17 097	2 767 444	593 417	482 359	15 400 671
Merlot	4 695 757	1 741 719		2 005 432	470 798	270 249	9 183 965
Pinotage	6 981 387	1 788 332	97 957	1 474 100	116 829	308 596	10 767 201
Shiraz	5 767 735	2 564 734	267	1 331 676	263 980	404 019	10 332 611
Other red	7 694 380	4 701 281	314 265	3 044 617	1 144 672	739 864	17 639 079
<b>Total red</b>	<b>31 454 490</b>	<b>16 021 189</b>	<b>429 586</b>	<b>10 623 469</b>	<b>2 589 636</b>	<b>2 205 087</b>	<b>63 323 517</b>
<b>WHITE WINE</b>							
Chardonnay	1 466 885	158 518	223 643	113 463		96 394	2 058 903
Chenin Blanc	7 127 674	164 941	420 119	42 846		116 832	7 872 412
Sauvignon blanc	1 335 902	48 615	212 182	33 942		59 156	1 689 797
Other white	6 448 070	85 974	751 908	507 863	3 940	166 512	7 964 267
<b>Total white</b>	<b>16 378 531</b>	<b>458 048</b>	<b>1 607 852</b>	<b>698 114</b>	<b>3 940</b>	<b>438 894</b>	<b>19 585 379</b>
<b>TOTAL</b>	<b>47 833 021</b>	<b>16 479 237</b>	<b>2 037 438</b>	<b>11 321 583</b>	<b>2 593 636</b>	<b>2 643 981</b>	<b>82 908 896</b>

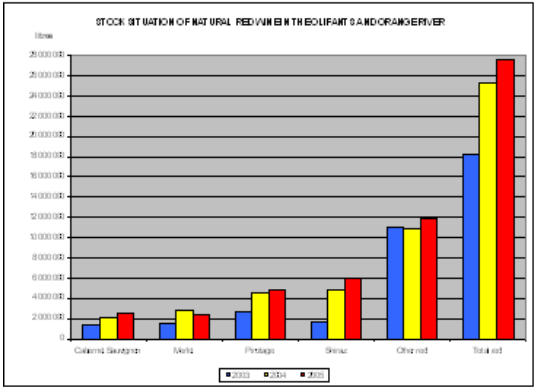
**GRAPH 7**



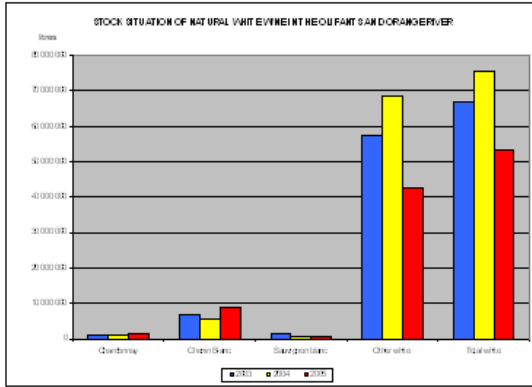
**GRAPH 8**



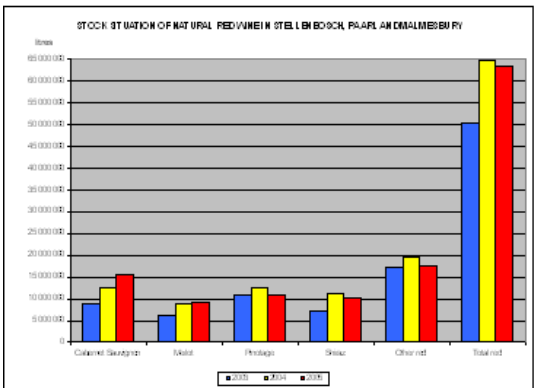
**GRAPH 9**



**GRAPH 10**



**GRAPH 11**



**GRAPH 12**

